

LEHIGH®

MEN'S BASKETBALL GAME NOTES - GAME 17

2021-22 SCHEDULE

November		
10	at Rutgers	L, 73-70 (OT)
13	NJIT	L, 73-56
16	at Monmouth	L, 85-75
19	at Merrimack	L, 55-45
23	COLUMBIA	W, 79-72
26	at Virginia	L, 61-43
28	SAINT FRANCIS (Pa.)	L, 79-68

December		
1	at Yale	L, 82-72
4	MARYLAND EASTERN SHORE	L, 81-75
18	at Syracuse	PPD
21	UALBANY	L, 68-52
28	at Maryland	L, 76-55
29	EASTERN UNIVERSITY	W, 70-63

January		
1	at American*	W, 63-61
4	COLGATE*	W, 85-81
7	at Army West Point*	L, 77-55
10	HOLY CROSS*	W, 77-69
13	at Bucknell*	7 p.m.
16	LOYOLA (Md.)*	2 p.m.
19	at Navy*	7 p.m.
22	at Boston University*	1 p.m.
26	ARMY WEST POINT*	7 p.m.
29	at Holy Cross*	2 p.m.

February		
2	NAVY*	7 p.m.
5	BOSTON UNIVERSITY*	2 p.m.
9	at Colgate*	7 p.m.
12	LAFAYETTE*	12 p.m.
14	BUCKNELL*	7 p.m.
20	at Loyola (Md.)*	5 p.m.
23	AMERICAN*	7 p.m.
26	at Lafayette*	TBA

March		
1	Patriot League Tournament First Round	TBA
3	Patriot League Quarterfinals	TBA
6	Patriot League Semifinals	TBA
9	Patriot League Championship Game	TBA

Home team in **BOLD CAPS**

*Patriot League game

SPORTS COMMUNICATIONS

Contact Justin Lafleur
Office (610) 758-6631
Cell (610) 577-5222
E-mail jul310@lehigh.edu
Press Row (610) 758-4903/4933

MBB SOCIAL MEDIA

Website LehighSports.com
Facebook Facebook.com/LehighMensBasketball
Twitter @LehighMBB
Instagram @Lehigh_Mens_Basketball



Champions
2004, 2010, 2012

LEHIGH MOUNTAIN HAWKS (5-11 OVERALL, 3-1 PATRIOT LEAGUE) AT BUCKNELL BISON (3-13 OVERALL, 0-4 PATRIOT LEAGUE)



January 13, 2022 - 7 p.m.
Sojka Pavilion (4,000) - Lewisburg, Pa.
TV: ESPN+
Radio: Fox Sports Radio 94.7 FM & 1230 AM



MOUNTAIN HAWKS, BISON RENEW RIVALRY THURSDAY

Winners of four of its last five, the Lehigh men's basketball team hits the road on Thursday night to face rival Bucknell in Sojka Pavilion. Opening tipoff is set for 7 p.m. on ESPN+. The Mountain Hawks are 3-1 in Patriot League play, and tied for second in the standings, following a 77-69 win over Holy Cross on Monday night. Bucknell enters at 0-4 in the league and 3-13 overall, but 3-2 at home this season.

Trailing 10-9 on Monday, the Mountain Hawks used a 15-0 run to open a 14-point lead, and they would lead by at least six the rest of the way. Early in the second half, Holy Cross pulled within 41-35, but Lehigh immediately responded with a 7-0 run and the Mountain Hawks held on to a relatively comfortable advantage the rest of the way. In the end, Lehigh won for the fourth time in five games - its best five-game stretch since also going 4-1 at the end of the regular season into the Patriot League Tournament in 2019-20. It marks the Mountain Hawks' best regular-season stretch since winning five-of-six from Jan. 23 to Feb. 9 of 2019.

Fifth year Marques Wilson led Lehigh with 17 points on Monday, 12 of which came in the second half. Junior Evan Taylor posted his first double-double of the season and fourth of his career, posting 15 points (12 in the second half) and 12 rebounds (a season high). Taylor was 3-of-4 from 3-point range while Wilson finished 2-of-4 from long distance, as did first year Keith Higgins Jr. who scored 12 points - his fifth straight game with double-figure points. Sophomore Dominic Parolin posted 12 points and nine rebounds (10 points and six rebounds of which were in the second half). It was his second straight game with 10 second-half points. Meanwhile, first year Tyler Whitney-Sidney scored a career-high nine points, to go with five rebounds, two assists and a steal.

The Mountain Hawks had just four second-half turnovers to finish with 11 for the game; after committing 16.4 turnovers per game in nonleague play, Lehigh has committed just 10.8 per contest in the league. Defensively, the Mountain Hawks held the Crusaders scoreless for more than six minutes during their 15-0 run. Holy Cross was 0-for-8 shooting in that stretch and shot just 33.8 percent for the game, a season-best for Lehigh's defense. In the end, Lehigh won its fourth straight against Holy Cross and improved to 7-2 over its last nine against the Crusaders.

LAST GAME STARTERS



1 J. WILSON
Sr. | F | 6-7

PPG 11.5
RPG 4.4
FG% 56.9%
3FG% 41.0%
APG 1.8



5 TAYLOR
Jr. | G | 6-6

PPG 12.9
RPG 6.1
FG% 45.2%
3FG% 37.1%
APG 1.4



13 HIGGINS JR.
Jr. | G | 6-4

PPG 7.1
RPG 2.3
FG% 44.2%
3FG% 32.0%
APG 1.5



22 WHITNEY-SIDNEY
Fr. | G | 6-2

PPG 3.2
RPG 1.4
FG% 29.2%
3FG% 0.0%
APG 1.0



44 LYNCH
Sr. | C | 6-11

PPG 6.5
RPG 3.5
FG% 45.8%
3FG% 38.5%
APG 0.4

NUMERICAL ROSTER

No.	Name	Yr.	Pos.	Ht.	Wt.	Hometown/High School	Major
0	Jakob Alamudun	Jr.	F	6-6	225	Huntington Beach, Calif./Marina High School	History
1	Jeameril Wilson	Sr.	F	6-7	200	Chicago, Ill./Woodstock Academy (Notre Dame College Prep)	Finance
2	Jake Betlow	Jr.	G	6-2	185	Mendham, N.J./St. Benedict's	Finance
4	Luke Traina	So.	G	6-5	185	Doylestown, Pa./Germantown Academy	Business
5	Evan Taylor	Jr.	G	6-6	200	Glen Ellyn, Ill./Glenbard West High School	Sociology
10	Jalin Sinclair	So.	G	5-10	182	Manhattan, N.Y./Suffield Academy	Arts and Sciences
11	Marques Wilson	5th	G	6-4	210	Edmond, Okla./Edmond North High School	Marketing
13	Keith Higgins Jr.	Fy.	G	6-4	180	West Hills, Calif./Chaminade Prep	Arts and Sciences
15	Reed Fenton	Jr.	G	6-4	165	Latrobe, Pa./Greater Latrobe High School	Chemical Engineering
20	Jayshen Saigal	So.	G	6-2	175	Scarsdale, N.Y./Scarsdale High School	Business
21	Burke Chebuhar	Fy.	F	6-8	230	Marietta, Ga./The Walker School	Business
22	Tyler Whitney-Sidney	Fy.	G	6-2	175	Somerville, Mass./Brooks School	Arts and Sciences
25	Ben Knostman	Fy.	G	6-5	182	Dayton, Ohio/Tippecanoe High School	Arts and Sciences
35	Dominic Parolin	So.	F/C	6-8	230	Coquitlam, B.C./Centennial Secondary School	Mathematics
42	JT Tan	So.	C	6-8	280	Redondo Beach, Calif./Rolling Hills Prep	Arts and Sciences
44	Nic Lynch	Sr.	C	6-11	250	Seattle, Wash./Seattle Prep	Political Science

COACHING STAFF

Murray H. Goodman '48 Head Coach: Brett Reed (Eckerd College '95), 15th Season

Assistant Coach: Harry Morra (DeSales '04), Seventh Season

Assistant Coach: Quinn McDowell (William & Mary '12), Third Season

Assistant Coach: Willie Jenkins (Tennessee Tech '05), First Season

Director of Basketball Operations: Greg Tarca (Quinnipiac '18), Fourth Season

Student-Athlete Support & Enrichment Coordinator: Billy Dunn (Cairn University '93), Fifth Season

PRONUNCIATION GUIDE

0 - Jakob Alamudun	AL-ah-MOO (like a cow) - doon (like noon)
1 - Jeameril Wilson	Ja-MEAR-ull
2 - Jake Betlow	BET-low
10 - Jalin Sinclair	JAY-lin
11 - Marques Wilson	MARK-iss
20 - Jayshen Saigal	JAY-shen SIGH-gull
25 - Ben Knostman	Ka-KNOWST-man
35 - Dominic Parolin	PA-row-lynn

TV/RADIO ROSTER



0 Jakob Alamudun
Jr. - F - 6-6 - 225
Huntington Beach, Calif.



1 Jeameril Wilson
Sr. - F - 6-7 - 200
Chicago, Ill.



2 Jake Betlow
Jr. - G - 6-2 - 185
Mendham, N.J.



4 Luke Traina
So. - G - 6-5 - 185
Doylestown, Pa.



5 Evan Taylor
Jr. - G - 6-6 - 200
Glen Ellyn, Ill.



10 Jalin Sinclair
So. - G - 5-10 - 182
Manhattan, N.Y.



11 Marques Wilson
5th - G - 6-4 - 210
Edmond, Okla..



13 Keith Higgins Jr.
Fy. - G - 6-4 - 180
West Hills, Calif.



15 Reed Fenton
Jr. - C - 6-4 - 165
Latrobe, Pa.



20 Jayshen Saigal
So. - G - 6-2 - 175
Scarsdale, N.Y.



21 Burke Chebuhar
Fy. - F - 6-8 - 230
Marietta, Ga.



22 Tyler Whitney-Sidney
Fy. - G - 6-2 - 175
Somerville, Mass.



25 Ben Knostman
Fy. - G - 6-5
Dayton, Ohio



35 Dominic Parolin
So. - F/C - 6-8
Coquitlam, B.C.



42 JT Tan
So. - C - 6-8 - 280
Redondo Beach, Calif.



44 Nic Lynch
Sr. - C - 6-11 - 250
Seattle, Wash.



Dr. Brett Reed
Head Coach
15th Season



Harry Morra
Assistant Coach
Seventh Season



Quinn McDowell
Assistant Coach
Third Season



Willie Jenkins
Assistant Coach
First Season



Greg Tarca
Director of Operations
Fourth Season

2021-22 STATISTICAL LEADERS (NUMBER OF GAMES)

Game Leaders

Player	10+ Pts	20+ Pts	30+ Pts	10+ Rebs	15+ Rebs	20+ Rebs	5+ Ast	10+ Ast	5+ Steals	5+ Blks	D.D.	Pts	Reb	Ast
0 - Alamudun	2													1
1 - J. Wilson	10	3					1			1		5	3	5
2 - Betlow	1													
4 - Traina														
5 - Taylor	12	1		1							1	7	7	1
10 - Sinclair														
11 - M. Wilson	5	1										3		2
13 - Higgins Jr.	5	1					1					3	1	3
15 - Fenton	3	1										1		2
20 - Saigal														
21 - Chebuhar														
22 - Whitney-Sidney														3
25 - Knostman							1							6
35 - Parolin	6			2							1		7	2
42 - Tan														
44 - Lynch	5			1							1		2	

WHEN LEHIGH...

Plays at home:4-4
 Plays on the road:1-7
 Plays at neutral sites:0-0

Leads at the half:3-4
 Trails at the half:2-6
 Is tied at the half:0-1

Goes to overtime:0-1

Scores 90 or more points:0-0
 Scores 80-89 points:1-0
 Scores 70-79 points:3-4
 Scores 60-69 points:1-1
 Scores 50-59 points:0-4
 Scores 40-49 points:0-2
 Scores fewer than 40 points:0-0

Allows 90 or more points:0-0
 Allows 80-89 points:1-3
 Allows 70-79 points:1-5
 Allows 60-69 points:3-2
 Allows 50-59 points:0-1
 Allows 40-49 points:0-0
 Allows fewer than 40 points:0-0

Shoots 50% or more:1-1
 Shoots 40-49%:4-4
 Shoots 30-39%:0-6
 Shoots under 30%:0-0

Allows 50% or more:2-2
 Allows 40-49%:0-7
 Allows 30-39%:3-2
 Allows under 30%:0-0

Shoots 50% or more 3FG:0-0
 Shoots 40-49% 3FG:2-2
 Shoots 30-39% 3FG:2-3
 Shoots under 30% 3FG:1-6

Allows 50% or more 3FG:0-2
 Allows 40-49% 3FG:0-6
 Allows 30-39% 3FG:3-1
 Allows under 30% 3FG:2-2

Outrebounds opponents:3-5
 Is outrebounded:2-6
 Ties opponent in rebounding:0-0

Commits fewer than 15 turnovers:4-4
 Commits 15 or more turnovers:1-7

Forces 15 or more turnovers:1-2
 Forces fewer than 15 turnovers:4-9

Commits more turnovers:3-9
 Commits fewer turnovers:2-2
 Tie in turnover:0-0

LEHIGH...

By Month

November:1-6
 December:1-4
 January:3-1

By Day

Sunday:0-1
 Monday:1-0
 Tuesday:2-3
 Wednesday:1-2
 Friday:0-3
 Saturday:1-2

Against the Conferences

ACC:0-1
 America East:0-2
 Big Ten:0-2
 Ivy League:1-1
 MAAC:0-1
 MEAC:0-1
 NEC:0-2
 Non-Division I:1-0
 Patriot League:3-1

MID-MAJOR TOP 25

* College Insider January 10 2022 Poll

Team	Record	Points
1 Gonzaga (31)	12-2	775
2 Loyola Chicago	11-2	738
3 BYU	14-3	703
4 San Francisco	14-2	667
5 Iona	11-3	624
6 Belmont	12-3	621
7 Ohio	12-2	559
8 Saint Mary's	12-4	543
9 Murray State	12-2	537
10 New Mexico State	13-2	490
11 Chattanooga	13-3	438
12 South Dakota State	13-4	430
13 Monmouth	10-3	363
14 Grand Canyon	12-2	356
15 Oakland	11-4	327
16 Drake	11-5	312
17 Toledo	11-4	246
18 Santa Clara	10-5	166
19 James Madison	9-3	164
20 Akron	8-4	125
21 Cleveland State	10-3	104
22 Furman	11-6	96
23 Utah Valley	11-4	94
24 Southern Utah	9-5	87
25 Wagner	8-2	71

OTHERS RECEIVING VOTES: Vermont 69, Missouri State 47, Princeton 44, Liberty 41, UC Irvine 32, Towson 22, Buffalo 20, Weber State 18, Boston University 17, Stephen F. Austin 14, Louisiana 12, Wofford 11, California Baptist 10, Northern Iowa 10, Navy 9, Abilene Christian 8, Montana State 8, Texas A&M Corpus Christi 8, UNC Asheville 7, Jacksonville 6, Morehead State 6, Georgia State 5, Loyola Marymount 4, Hofstra 3, FGCU 2, Norfolk State 2, Wright State 2, Samford 1, Stony Brook 1.

ALL-TIME VS. BUCKNELL

Bucknell went 4-0 against the Mountain Hawks last season to improve to 111-69 in the all-time series. The Bison have won eight of the last nine vs. Lehigh overall, with the Mountain Hawks' victory coming on their Senior Day in 2020 - a wire-to-wire 69-60 victory. Lehigh won four-of-five in the series between 2015 and 2017. Bucknell is Lehigh's second-most played rival of all-time, only behind Lafayette. The teams first met in 1902.

SCOUTING THE BISON

Bucknell enters Thursday with a 3-13 overall record, 0-4 in Patriot League play. The Bison have lost five straight and eight of their last nine, but it has come against some strong competition (including facing Boston University, Army West Point, Navy and Loyola to begin league play). The Bison wins this season have come over Rider, Siena (in overtime) and La Salle. Andrew Funk leads Bucknell and is second in the Patriot League in scoring (18.1) while Xander Rice (11.8) and Andre Screen (10.5) are also averaging double-figure points. Screen leads the Bison in rebounding (6.6 per game) while Rice is first in assists (5.9 in 16 games). Bucknell is 3-3 at home, 0-9 on the road and 0-2 in neutral-site games.

BUCKNELL LAST GAME STARTERS

Pos.	No.	Name	PPG	RPG
G	5	Elvin Edmonds IV (Fy., 6-2)	6.0	2.1
G	10	Andrew Funk (Sr., 6-5)	18.1	3.6
G	21	Xander Rice (Jr., 6-3)	11.8	3.1
C	23	Andre Screen (So., 7-0)	10.5	6.6
F	32	Jake van der Heijden (Jr., 6-9)	7.5	3.3

BUCKNELL LAST TIME OUT...

BALTIMORE, Md. (1/10/22) - Andrew Funk recorded his seventh 20-point game of the season for Bucknell, but the Bison could not get over the hump late in the game in a 71-67 loss at Loyola on Monday night at Reitz Arena. Cam Spencer scored 26, including the clinching free throws with 4.8 seconds left, to help Loyola win its third straight game to get to 3-1 in Patriot League and 9-6 overall. The Bison fell to 3-13, 0-4, heading into a stretch of four of their next six games at home.

IF LEHIGH BEATS BUCKNELL...

- Lehigh would improve to 4-1 after five Patriot League games for the first time since the 2012-13 season.
- The Mountain Hawks would snap a four-game losing streak to Bucknell.
- Lehigh would snap a seven-game losing streak at Bucknell and beat the Bison at Sojka Pavilion for the first time since an 82-71 win on Jan. 11, 2017.

COACH REED PUTTING UP THE W'S

Head coach Brett Reed reached 100-career Patriot League (regular season) wins three seasons ago, becoming just the fourth coach in league history to reach that plateau. Below is the list. Reed tied Jeff Jones for third place with a home win over Saint Francis (Pa.) (Dec. 22) and overtook Jones with an 86-83 victory over Lafayette (Jan. 2) in Stabler Arena. With the thrilling overtime win at Lafayette on Jan. 30, 2019, Reed moved past Jones all alone into third place for Patriot League victories.

Here is where Reed stands among Patriot League laurels for total wins and Patriot League victories. Reed's 200th win came during a 78-72 home-opening win over Marist on Nov. 13, 2018. He tied Jones for third place with a home win over Saint Francis (Pa.) (Dec. 22) and overtook Jones with an 86-83 victory over Lafayette (Jan. 2) in Stabler Arena. With the thrilling overtime win at Lafayette on Jan. 30, 2019, Reed moved past Jones all alone into third place for Patriot League victories.

With a home win over Eastern on Dec. 29, 2021, Reed moved past Flannery into sole possession of second place for games won (all games) as a Patriot League coach.

Most Patriot League Games Won (Regular Season)

177 Fran O'Hanlon, Lafayette (1995-present)

128 Brett Reed, Lehigh (2007-present)

126 Pat Flannery, Bucknell (1994-08)

108 Jeff Jones, American (2001-13)

95 Ralph Willard, Holy Cross (1999-09)

2021-22 LEHIGH QUICK FACTS**GENERAL INFORMATION**

Location.....	Bethlehem, Pa.
Founded.....	1865 by Asa Packer
Undergraduate Enrollment.....	5,203
President.....	Joseph J. Helble
Murray H. Goodman Dean of Athletics.....	Joe Sterrett
Athletic Department Phone.....	(610) 758-4300
Historical Nickname.....	Mountain Hawks
Mascot.....	Mountain Hawk (Clutch)
Colors.....	Brown and White
Home Arena.....	Stabler Arena (5,600)
National Affiliation.....	NCAA Division I
Conference.....	Patriot League



2021-22 TEAM INFORMATION

2020-21 Record.....	4-11
2020-21 Patriot League Record/Finish.....	4-10/t-9th
Players Returning/Lost.....	12/2
Starters Returning/Lost.....	5/0
Newcomers.....	4
Fr. / So. / Jr. / Sr. / 5th.....	4 / 5 / 4 / 2 / 1

MEDIA RELATIONS

Men's Basketball SID Contact.....	Justin Lafleur
Email.....	jul310@lehigh.edu
Office Phone.....	(610) 758-6631
Press Row Phone.....	(610) 758-4903/4933
Website.....	www.lehighsports.com
Mailing Address.....	641 Taylor St. Bethlehem, Pa. 18015

STATISTICS COMPARISON (As of Jan. 11)

		
Scoring Offense.....	65.0	71.3
Scoring Defense.....	72.3	79.8
Scoring Margin.....	-7.3	-8.5
Field Goal Pct.....	.428	.448
Field Goal Pct. Defense.....	.434	.457
Free Throw Pct.....	.720	.790
3FG Made Per Game.....	6.4	7.8
3FG Pct.....	.320	.346
3FG Pct. Defense.....	.361	.331
Rebounding.....	33.8	33.1
Rebounding Allowed.....	36.3	37.9
Rebounding Margin.....	-2.5	-4.8
Assists.....	12.8	14.6
Steals.....	4.6	4.4
Turnovers.....	15.0	13.9

SCORE BY PERIOD

	1	2	OT	Total
LEHIGH	470	563	7	1040
OPPONENTS	523	623	10	1156
	1	2	OT	Total
BUCKNELL	559	554	27	1140
OPPONENTS	604	649	23	1276

BUCKNELL SERIES HISTORY

Overall:	Bucknell leads, 111-69
Last Meeting:	Jan. 31, 2021
Last Result:	Bucknell, 92-68
Current Streak:	Bucknell - 4 wins
Last 10:	Lehigh, 8-2

Last 10 meetings:

Jan. 31, 2021	at Bucknell	Bucknell, 92-68
Jan. 30, 2021	at Lehigh	Bucknell, 84-70
Jan. 17, 2021	at Lehigh	Bucknell, 77-61
Jan. 16, 2021	at Bucknell	Bucknell, 75-70
Feb. 23, 2020	at Lehigh	Lehigh, 69-60
Jan. 18, 2020	at Bucknell	Bucknell, 72-56
Mar. 10, 2019	at Bucknell*	Bucknell, 97-75
Feb. 11, 2019	at Bucknell	Bucknell, 87-75
Jan. 19, 2019	at Lehigh	Bucknell, 85-83
Feb. 5, 2018	at Lehigh	Lehigh, 92-89 (OT)

*Patriot League Tournament

LAST MEETING NOTABLES

- The last Bucknell weekend in 2021 (Jan. 30-31) started well. A competitive first half saw Lehigh and Bucknell tied at the half on Jan. 30, but the Bison pulled away in the second. Bucknell took an 11-point halftime lead Sunday and wouldn't look back.
- On Sunday, Evan Taylor posted his third double-double in four games.
- On Saturday against the Bison, Lehigh grabbed 14 offensive rebounds which were its most against a Division I opponent since Nov. 16, 2018 vs. Princeton (16) and most in any game since the following November against Misericordia (also 16).
- Lehigh went on to tally 11 offensive rebounds Sunday, its third straight game in double figures (after one its first seven games).
- Ben Li enjoyed his strongest game to date, tallying career highs in points (8) and rebounds).
- Dominic Parolin also grabbed a then career high in boards with eight

LAST MEETING

LEWISBURG, Pa. (1/31/21) - The Lehigh men's basketball team trimmed a 17-point first-half deficit down to eight, but Bucknell used a 16-0 second-half run to open a 62-37 advantage, and despite an 11-0 run of their own, the Mountain Hawks couldn't get any closer than 14 the rest of the way in a 92-68 defeat on Sunday at Sojka Pavilion. Junior Jeameril Wilson and sophomore Evan Taylor paced the offense with 16 and 14 points, respectively. Taylor added 10 rebounds for his third double-double in the last four games.

LEHIGH LAST TIME OUT

BETHLEHEM, Pa. (1/10/22) - The Lehigh men's basketball team improved to 3-1 in Patriot League play, leading for the game's final 30:30, on its way to a 77-69 win over Holy Cross inside Stabler Arena Monday night. A total team effort saw fifth year Marques Wilson lead the offense with 17 points, while junior Evan Taylor recorded 15 points and 12 rebounds for his fourth-career double-double and first this season.

Most Games Won, All Games as PL Coach

354 Fran O'Hanlon, Lafayette (1995-present)

238 Brett Reed, Lehigh (2007-present)

234 Pat Flannery, Bucknell (1994-08)

205 Jeff Jones, American (2001-13)

192 Ralph Willard, Holy Cross (1999-09)

MILESTONE WATCH

A number of Lehigh players (and coaches) have recently reached significant career milestones or have milestones within grasp, which were reached or could be reached this season.

Player	Milestone	Current #	Away
Jeameril Wilson	1,000 points	782	218
Marques Wilson	1,000 points	835	165
	100 3-pointers	99	1

JENKINS JOINS COACHING STAFF

Head coach Brett Reed announced on Nov. 2 the addition of Willie Jenkins as assistant coach. Jenkins was a former standout at Tennessee Tech, earning Ohio Valley Conference Player of the Year his senior season of 2004-05, while leading his team to the regular season title. He replaces Noel Hightower on the staff, who recently departed for a position with the Indiana Pacers. As a senior in college, Jenkins was named an honorable mention All-American, scoring 546 points for a 19.5 scoring average (along with 7.2 rebounds per game). He was inducted into Tennessee Tech's Hall of Fame in 2015. Jenkins has spent the previous three years as the head boy's varsity basketball coach at Evangelical Christian School (ECS) in Memphis, Tennessee.

WILSON PRESEASON ALL-LEAGUE

Following a season which saw him earn second team All-Region, fifth-year senior Marques Wilson was recognized as a preseason All-Patriot League honoree on Wednesday. Wilson was one of five players from around the league recognized. The Mountain Hawks' leading returning scorer, Wilson averaged 15.3 points per contest last season - good for tops on the Mountain Hawks and 10th in the Patriot League.

PAROLIN NAMED TO TEAM CANADA

Dominic Parolin represented his country at the FIBA U19 World Cup last summer. The Coquitlam, British Columbia native was one of 14 athletes on Canada's roster for the World Cup that began in early July. Canada was seeded second. The sixteen (16) participating teams in the FIBA U19 Basketball World Cup 2021 was divided into four (4) groups (A, B, C, and D) of four (4) teams each. Each team played against all other teams in its own group (a total of three games for each team). Canada was in Group A along with Senegal, Lithuania, and Japan.

ALL-TIME SCORING LEADERS

1.	2,703	Daren Queenan	1985-88
2.	2,361	C.J. McCollum	2009-13
3.	2,043	Tim Kempton	2013-17
4.	1,969	Mike Polaha	1984-88
5.	1,841	Bob Krizansky	1988-92
6.	1,791	Dozie Mbonu	1988-92
7.	1,762	Jose Olivero	2003-07
8.	1,742	Brett Eppehimer	1995-99
9.	1,578	Rashawne Glenn	1992-96
10.	1,526	Gabe Knutson	2009-13
11.	1,524	Matt Logie	1999-03
12.	1,514	Marquis Hall	2006-10
13.	1,453	Austin Price	2013-17
14.	1,418	Chuck Penn	1988-93
15.	1,417	Kyle Leufroy	2015-pres.
16.	1,368	Kahron Ross	2014-18
17.	1,350	Joe Knight#	2004-06
18.	1,327	Mackey McKnight	2010-14
19.	1,316	Bill Griffin	1976-79
20.	1,311	Charlie Brown	1974-77
21.	1,278	Jordan Cohen	2016-pres.
22.	1,260	Zahir Carrington	2006-10
23.	1,242	Bob Fortune	1968-70
24.	1,231	Norm Brandl	1959-62
25.	1,230	Austen Rowland*	2003-04
26.	1,145	Fred Ketcho	1980-83
27.	1,139	Jared Hess	1996-00
28.	1,114	Lance Tejada\$	2014-2019
29.	1,104	Jeff Vandemark	1977-80
30.	1,099	Johnny Waters	1969-71
31.	1,084	Hank Wisniewski	1971-73
32.	1,072	Ray Green:	1975-78
33.	1,068	Bill Cheslock	1985-88
34.	1,058	Charles Blue	1979-82
35.	1,054	Ed Cahn	1952-55
36.	1,032	Jason Fichter	1991-95
37.	1,021	Mike O'Hara	1987-91
38.	1,013	Holden Greiner	2009-13

#Played first two seasons at High Point

*Played first three seasons at Delaware

\$Played first two seasons at East Carolina

PATRIOT LEAGUE ON ESPN+

Every home contest, and every Patriot League game (except any on CBS Sports Network) can be seen live on ESPN+.

CBS SPORTS NETWORK

Lehigh's home game against Bucknell on Monday, Feb. 14 is scheduled to air on CBS Sports Network, as part of the Patriot League's television package.

LEHIGH ON THE AIRWAVES

At least 11 games this season can also be heard on Lehigh Valley FOX Sports (1230/1320 AM, 94.7 FM) with Tom Fallon on play-by-play and Greg Falkenbach '72 set to do color for several home games.

LOCAL AIR TIME

The Lehigh men's basketball program will make appearances on Service Electric TV-2 (Lehigh Valley) this season.

AROUND THE PATRIOT LEAGUE

PATRIOT LEAGUE
STANDINGS

School	Overall			Patriot League		
	W	L	Pct.	W	L	Pct.
Navy	11	4	.733	4	0	1.000
Army West Point	9	7	.563	3	1	.750
Loyola Md.	9	6	.600	3	1	.750
Lehigh	5	11	.313	3	1	.750
Boston University	11	6	.647	2	2	.500
Colgate	5	10	.333	1	1	.500
Holy Cross	3	13	.188	1	3	.250
American	4	10	.286	0	2	.000
Lafayette	3	10	.231	0	2	.000
Bucknell	3	13	.188	0	4	.000

*Before Games Thursday, Jan. 13

UPCOMING SCHEDULE

Thursday, January 13

Boston University at Army West Point	6:00
Lafayette at Loyola	7:00
Colgate at Navy	7:00
Lehigh at Bucknell	7:00
American at Holy Cross	7:00

Sunday, January 16

Navy at Boston University	1:00
Bucknell at American	2:00
Army West Point at Lafayette	2:00
Loyola at Lehigh	2:00
Holy Cross at Colgate	6:00

2021-22 WEEKLY AWARDS

Player of the Week

- 11.15 - Stacy Beckton Jr., American, Sr., G
- 11.22 - Jack Ferguson, Colgate, Sr., G
- 11.29 - Alex Timmerman, Bucknell, Jr., C
- 12.6 - Javante McCoy, Boston University, Gr., G
- 12.13 - Nelly Cummings, Colgate, Sr., G
- 12.20 - Andrew Funk, Bucknell, Sr., G
- 12.27 - Josh Caldwell, Army West Point, Sr., G
- 1.3 - Sukhmail Mathon, Boston University, Gr., F
- 1.10 - Jalen Rucker, Army West Point, So., G

Rookie of the Week

- 11.15 - Kyrell Luc, Holy Cross, Fr., G
- 11.22 - Kyrell Luc, Holy Cross, Fr., G
- 11.29 - David Brown III, Loyola Maryland, Fr., G
- 12.6 - C.J. Fulton, Lafayette, Fr., G
- 12.13 - Milos Ilic, Loyola Maryland, Fr., F
- 12.20 - Kyrell Luc, Holy Cross, Fr., G
- 12.27 - C.J. Fulton, Lafayette, Fr., G
- 1.3 - Elijah Stephens, American, Fr., G
- 1.10 - Keith Higgins Jr., Lehigh, Fr., G

Lehigh Honorable Mentions

- Reed Fenton - 12.6
- Keith Higgins Jr. - 12.27
- Evan Taylor - 1.3

DOWN GOES THE DEFENDING CHAMPS (JAN. 4)

- Lehigh jumped out to a 22-7 lead, then used a late 10-0 run to retake a five-point lead, on the way to an 85-81 victory - its first win over the Raiders since 2018.
- The Mountain Hawks featured a pair of 20-point scorers for the first time this season (and first time since last Feb. 27 at Lafayette when Marques Wilson scored 22 and Nic Lynch added 22). First year Keith Higgins Jr. had a career-high 23 points (16 coming after halftime) while senior Jeameril Wilson tied a career high with 20 (14 coming in the game's first 7:23. Wilson's 20 points came in just 20 minutes due to foul trouble, while he dished a career-high five assists as well.
- Wilson finished with a game-high plus/minus of +16, and he shot 9-of-9 from the floor - the most makes by a Mountain Hawk without a miss since Tim Kempton was 9-of-9 on Mar. 5, 2015 vs. American. As a team, Lehigh scored 80 points for the first time since an 82-74 win last Jan. 24 at Holy Cross.
- An all-around team effort saw senior Nic Lynch post his fifth-career double-double, reaching double-figure points for the fourth time in the last five games.
- Junior Reed Fenton scored 12 points, nine coming after halftime, including two big free throws with seven seconds remaining to put Lehigh ahead two possessions.
- First year Tyler Whitney-Sidney made his first-career start and tallied a career-high eight points to go with two rebounds and two steals.
- Junior Evan Taylor tied a career-high four assists.
- As a team, the Mountain Hawks had a season-low six turnovers, none from the starting backcourt of Higgins and Whitney-Sidney.
- It marked head coach Brett Reed's 200th career game at Stabler Arena, and his 137th victory at home. In the process, he moved into sole possession of second place in Patriot League history for career league wins with 127.

NEW YEAR'S DAY WIN AT AMERICAN (JAN. 1)

- American used an early 17-0 run to take a 30-11 lead, but the Mountain Hawks had a big answer from there. Lehigh responded by outscoring the Eagles, 46-19, over the next 18:47 to take an eight-point, 57-49, lead on the way to the 63-61 victory.
- It marked Lehigh's fifth win in its last six Patriot League openers (to improve to 20-12 all-time in league openers) and the Mountain Hawks' 11th win in their last 12 tries against American.
- Junior Evan Taylor led the offense vs. the Eagles, scoring a career-high 25 points, 16 coming after halftime to earn honorable mention on the Patriot League weekly honor roll. In the process, Taylor eclipsed 500-career points. He tied or set career highs in minutes played (37), field goals made (10) and field goals attempted (16) while adding six rebounds, two assists and a steal. Taylor's point total was the most by a Mountain Hawk since Marques Wilson scored 26 on Jan. 16, 2021 at Bucknell.
- First year Keith Higgins Jr. followed up a career-high 18 points with 13 at American, 11 coming after halftime. He shot 6-of-11 from the floor while posting his first-career steal (finishing with three).
- Senior Nic Lynch tied a season-high 12 points as well, nine of which were in the first half.
- First year Tyler Whitney-Sidney was a spark off the bench, scoring Lehigh's first four points of the second half and finishing with a game-high plus/minus of plus 16.
- Lehigh's 19-point comeback was its largest since also coming back from 19 points down at Army West Point on Feb. 2, 2019.
- The win marked the Mountain Hawks' first road victory of the season.

LATE DECEMBER W VS. EASTERN (DEC. 29)

- Less than 24 hours after playing at Maryland, Lehigh returned to the floor at home.
- Eastern held a 30-28 halftime lead, in a half that saw neither team lead by more than one possession for the final 16:41 of the stanza. But the Mountain Hawks answered the call in the second half against an Eagles' team that entered having won eight in a row. Lehigh would open a double-figure lead before finishing off the 70-63 victory.
- First year Keith Higgins Jr. shattered his previous career highs in points and minutes - posting 18 and 36, respectively. His five rebounds were also a career high. Higgins became the eighth Mountain Hawk with double figures in a game this season.
- Junior Evan Taylor continued his strong play, scoring in double figures for a sixth straight game, as he tied a career high with 18 points on 7-of-10 shooting.
- Senior Jeameril Wilson again reached double figures, posting 12 on 5-of-7 shooting. He finished with a career-high five blocks, the most by any Lehigh player since Tim Kempton had six in the Patriot League Semifinals at Boston University on March 5, 2017. Wilson's five rejections were also the most for a Lehigh player at home since Kempton had five the game prior (March 2, 2017 in the quarterfinals vs. Colgate).
- Junior Jake Betlow tied career highs in minutes played (28) and assists (3).
- Also of note, the win marked the 235th of head coach Brett Reed's career, as he passed former Bucknell coach Pat Flannery for the second most overall victories in Patriot League history.
- The Mountain Hawks shut-out Eastern from the 3-point line, as the Eagles were 0-for-11 from deep. It marked the first Lehigh held an opponent without a made three since Dec. 21, 2013 vs. Quinnipiac (QU was 0-for-16).

MCCOLLUM STARRING FOR TRAIL BLAZERS

- Former Lehigh standout C.J. McCollum is starring in his ninth NBA season with the Portland Trail Blazers.

- McCollum is currently averaging 20.6 points per game this season, along with 4.5 assists and 4.1 rebounds (before games Jan. 11). The point average would be tied for 22nd in the NBA (if he had enough games to qualify).

- On Dec. 7, it was announced that McCollum had a collapsed lung and would need to undergo further evaluation.

- McCollum began the season with 34 points vs. Sacramento followed by 28 against reigning NBA finalist Phoenix. He scored 20+ points in eight of his first nine games of the season.

- McCollum averaged 20+ points per game each of the previous six years (2015-21) as one of the NBA's most elite scorers.

- On June 27, 2013, McCollum became the first player in school history to be selected in the NBA Draft. He declared for the 2012 draft, but officially withdrew from the NBA Draft on Monday, Apr. 9, 2012 to return to Lehigh for his senior season. McCollum went on to write a piece published on Sporting News' website titled "Why I'm returning to Lehigh for my senior year," citing earning his degree as one of the primary reasons.

STRONG IN THE CLASSROOM

- The Mountain Hawks take a lot of pride in their academic performance.

- Lehigh excelled in the classroom this fall, with the team posting a cumulative GPA over 3.0 and nine Mountain Hawks posting a semester GPA of 3.2 or higher - Dominic Parolin (3.94), Keith Higgins Jr. (3.69), Jayshen Saigal (3.57), Luke Traina (3.52), Evan Taylor (3.5), Reed Fenton (3.4), Burke Chebuhar (3.31), Ben Knosman (3.23) and Jake Betlow (3.2).

- Last spring, the Mountain Hawks placed nine student-athletes onto the Patriot League Academic Honor Roll (for a semester GPA of 3.2+) - Dominic Parolin (3.82, Mathematics), Jayshen Saigal (3.67, Business), Andrei Arion (3.66, Bioengineering), Reed Fenton (3.64, Chemical Engineering), Ben Li (3.61, Arts and Sciences), Luke Traina (3.42, Business), Evan Taylor (3.34, Sociology), Nic Lynch (3.33, Political Science) and JT Tan (3.28, Arts and Sciences).

- In July, the Mountain Hawks received the NABC Team Academic Excellence Award by the National Association of Basketball Coaches (NABC). Teams with a cumulative GPA of 3.0 or higher were recognized.

- At the end of 2019-20, Jordan Cohen was named Academic All-Patriot League for a third straight season, becoming just the seventh three-time honoree in league history, joining Lehigh's Gabe Knutson '13 along with Mike Muscala '13 (Bucknell), Joey Ptasinski '15 (Lafayette), Franz Rassman '16 (Loyola), Jesse Reed '16 (American) and Nana Foulland '18 (Bucknell). Freshmen are not eligible for the award.

- Cohen was also named Google Cloud Academic All-District both in 2019 and 2020, Lehigh's first Academic All-District honoree since Marquis Hall in 2009.

UP NEXT...

Following Thursday's game, the Mountain Hawks return home on Sunday to host Loyola at 2 p.m.

LEHIGH AMONG NATIONAL/LEAGUE LEADERS

Before Games Tuesday, Jan. 11

Statistic	National Rank	Conference Rank	Value	National Leader	Value	Conference Leader	Value
3-pt Field Goal Attempts (350 ranked)	172	7	319	Eastern Ky.	565	Colgate	412
Assist Turnover Ratio (350 ranked)	293	9	0.85	Northwestern	2.07	Colgate	1.40
Assists Per Game (350 ranked)	215	6	12.8	Arizona	21.8	Colgate	16.5
					Loyola Maryland	16.5	
Blocked Shots Per Game (350 ranked)	116	3	3.8	Auburn	8.1	Holy Cross	3.8
Defensive Rebounds per Game (350 ranked)	142	4	26.25	Gonzaga	31.50	Army West Point	27.50
Fewest Fouls (350 ranked)	301	10	276	New Hampshire	149	Lafayette	199
Fewest Turnovers (350 ranked)	333	10	240	New Hampshire	94	Lafayette	167
Field-Goal Percentage (350 ranked)	249	8	42.8	Gonzaga	52.3	Navy	46.1
Field-Goal Percentage Defense (350 ranked)	224	4	43.4	LSU	34.9	Navy	40.5
Free Throw Attempts (350 ranked)	168	4	250	A&M-Corpus Christi	377	Army West Point	299
Free Throws Made (350 ranked)	152	5	180	A&M-Corpus Christi	276	Boston U.	221
Free-Throw Percentage (350 ranked)	144	3	72.0	Montana	81.7	Bucknell	79.0
Offensive Rebounds Per Game (350 ranked)	329	9	7.56	TCU	15.58	Army West Point	11.69
Personal Fouls Per Game (350 ranked)	223	10	17.2	Western Ky.	12.5	Boston U.	14.5
Rebound Margin (350 ranked)	287	7	-2.5	Kentucky	15.1	Navy	6.4
Scoring Defense (350 ranked)	259	6	72.2	Texas	53.1	Navy	59.0
Scoring Margin (350 ranked)	310	7	-7.2	Arizona	24.8	Navy	8.8
Scoring Offense (350 ranked)	305	9	65.0	Arizona	89.9	Colgate	75.2
Steals Per Game (350 ranked)	337	8	4.6	LSU	12.3	Army West Point	8.2
Three Pt FG Defense (350 ranked)	303	9	36.1	VCU	24.3	Navy	30.4
Three-Point Field Goals Per Game (350 ranked)	272	7	6.4	WMI	12.6	Colgate	10.7
Three-Point Field-Goal Percentage (350 ranked)	252	9	32.0	South Dakota St.	44.6	Colgate	39.1
Total 3-point FGM (350 ranked)	201	7	102	Oral Roberts	212	Colgate	161
Total Assists (350 ranked)	130	6	205	Furman	302	Colgate	248
					Loyola Maryland	248	
Total Blocks (350 ranked)	81	2	60	Auburn	122	Holy Cross	61
Total Rebounds (350 ranked)	128	5	541	South Carolina St.	713	Army West Point	627
Total Rebounds Per Game (350 ranked)	265	8	33.81	Arizona	43.92	Army West Point	39.19
Total Steals (350 ranked)	300	8	73	JAB	190	Army West Point	132
Turnover Margin (348 ranked)	338	9	-3.8	Abilene Christian	10.3	Navy	0.9
Turnovers Forced (350 ranked)	304	6	11.25	Abilene Christian	23.20	Army West Point	14.44
Turnovers Per Game (350 ranked)	308	10	15.0	Wisconsin	8.2	Colgate	11.8
Won-Lost Percentage (350 ranked)	292	6	31.2	Baylor	100.0	Navy	73.3

Statistic	Player	National Rank	Conference Rank	Value	National Leader	Value	Conference Leader	Value
3-pt Field Goal Attempts (350 ranked)					Darius McGhee, Liberty	165	Andrew Funk, Bucknell	126
Assist Turnover Ratio (344 ranked)					Mika Adams-Woods, Cincinnati	4.83	Cam Spencer, Loyola Maryland	3.50
Assists Per Game (348 ranked)					Jalen Moore, Oakland	8.4	Kenneth Jones, Loyola Maryland	5.0
Blocked Shots Per Game (342 ranked)	Dominic Parolin	228	3	1.00	Jamarion Sharp, Western Ky.	4.80	Keegan Records, Colgate	1.67
	Evan Taylor	266	4	0.94				
	Jeameril Wilson	339	9	0.81				
Defensive Rebounds per Game (349 ranked)	Evan Taylor	113	2	5.50	Fardaws Aimaq, Utah Valley	10.73	Sukhmail Mathon, Boston U.	5.88
Double Doubles (324 ranked)	Nic Lynch	324	5	1	Fardaws Aimaq, Utah Valley	13	Sukhmail Mathon, Boston U.	7
	Dominic Parolin	324	5	1				
	Evan Taylor	324	5	1				
Field-Goal Percentage (335 ranked)					Ryan Kalkbrenner, Creighton	71.0	Neal Quinn, Lafayette	53.2
Free Throw Attempts (334 ranked)					John Hugley, Pittsburgh	116	Sukhmail Mathon, Boston U.	102
Free Throws Made (342 ranked)					Tanner Holden, Wright St.	91	Sukhmail Mathon, Boston U.	80
Free-Throw Percentage (350 ranked)					Alfonso Plummer, Illinois	97.7	Cam Spencer, Loyola Maryland	90.7
Minutes Per Game (350 ranked)					Antoine Davis, Detroit Mercy	38.00	Cam Spencer, Loyola Maryland	36.25
Offensive Rebounds Per Game (345 ranked)					Oscar Tshiebwe, Kentucky	5.53	Sukhmail Mathon, Boston U.	3.82
Points Per Game (350 ranked)					Keegan Murray, Iowa	24.7	Cam Spencer, Loyola Maryland	18.8
Rebounds Per Game (340 ranked)	Evan Taylor	336	10	6.1	Oscar Tshiebwe, Kentucky	15.2	Sukhmail Mathon, Boston U.	9.7
Steals Per Game (336 ranked)					Jacob Gilyard, Richmond	3.50	Cam Spencer, Loyola Maryland	2.13
Three-Point Field Goals Per Game (349 ranked)					Antoine Davis, Detroit Mercy	4.75	Jack Ferguson, Colgate	2.87
Three-Point Field-Goal Percentage (109 ranked)					Keller Boothby, Cornell	54.3	Nelly Cummings, Colgate	46.6
Total 3-point FGM (326 ranked)					Max Abmas, Oral Roberts	66	Jalen Rucker, Army West Point	44
Total Assists (346 ranked)					Jalen Moore, Oakland	117	Kenneth Jones, Loyola Maryland	75
Total Blocks (332 ranked)	Dominic Parolin	162	2	16	Jamarion Sharp, Western Ky.	72	Keegan Records, Colgate	25
	Evan Taylor	192	4	15				
	Jeameril Wilson	242	5	13				
Total Field Goal Attempts (340 ranked)	Evan Taylor	223	9	168	Max Abmas, Oral Roberts	274	Andrew Funk, Bucknell	243
Total Field Goals Made (338 ranked)	Evan Taylor	211	7	76	Keegan Murray, Iowa	133	Javante McCoy, Boston U.	112
	Jeameril Wilson	249	9	74				
Total Minutes (350 ranked)	Evan Taylor	159	13	479.33	Jacob Gilyard, Richmond	596.15	Javante McCoy, Boston U.	577.31
Total Points (349 ranked)	Evan Taylor	246	7	207	Max Abmas, Oral Roberts	367	Javante McCoy, Boston U.	292
Total Rebounds (341 ranked)	Evan Taylor	187	7	97	Oscar Tshiebwe, Kentucky	228	Sukhmail Mathon, Boston U.	165
	Dominic Parolin	254	8	91				

2021-22 CHARGES TAKEN

Season Leaders Nic Lynch (5) Reed Fenton (3) Jeameril Wilson (2) Tyler Whitney-Sidney (2) Jake Betlow (2) Keith Higgins Jr. (1)	at Monmouth (11/16) Reed Fenton (1) 11:33 left in second half	vs. Saint Francis (11/28) Reed Fenton (1) 18:29 left in second half	at American (1/1) Jake Betlow (1) 9:40 left in second half
at Merrimack (11/19) Tyler Whitney-Sidney (1) Jake Betlow (2) Keith Higgins Jr. (1)	at Merrimack (11/19) Tyler Whitney-Sidney (1) 9:11 left in second half	at Yale (12/1) Nic Lynch 11:04 left in first half	vs. Colgate (1/4) Reed Fenton (1) 5:33 left in second half
at Rutgers (11/10) Evan Taylor (1) 5:19 left in second half	vs. Columbia (11/23) Nic Lynch (1) 9:23 left in first half	Jeameril Wilson (1) 2:45 left in first half	at Army (1/7) Evan Taylor (1) 10:11 left in first half
vs. NJIT (11/13) Nic Lynch (1) 10:54 left in second half	at Virginia (11/26) Nic Lynch (2) 8:35 left in second half 5:37 left in second half	vs. Albany (12/21) Keith Higgins Jr. (1) 11:05 left in second half	Tyler Whitney-Sidney (1) 16:30 left in second half
		at Maryland (12/28) Jeameril Wilson (1) 14:26 left in first half	Jake Betlow 1:34 left in second half

2021-22 DUNK COUNT

Season Leaders Reed Fenton (4) Jeameril Wilson (4) Evan Taylor (2) Dominic Parolin (1)	at Virginia (11/26) Jeameril Wilson (1) 16:24 left in second half	Dominic Parolin (1) 6:15 left in first half	Reed Fenton (1) 1:13 left in second half
at Rutgers (11/10) Reed Fenton (2) 14:47 left in first half 10:37 left in second half	vs. UMES (12/4) Jeameril Wilson (1) 15:04 left in first half	vs. Albany (12/21) Evan Taylor (1) 14:35 left in second half	at American (1/1) Jeameril Wilson (1) 0:29 left in second half
	Reed Fenton (1) 7:54 left in first half	Jeameril Wilson (1) 3:23 left in second half	vs. Colgate (1/4) Evan Taylor (1) 11:58 left in second half

THE LAST TIME A LEHIGH TEAM...

Scored 100+ points

vs. Saint Francis (Pa.) (12/12/16)

Lehigh won, 100-67

Scored 90+ points

vs. Lafayette (1/2/21)

Lehigh won, 90-89 (OT)

Scored 80+ points

vs. Colgate (1/4/22)

Lehigh won, 85-81

Allowed 90+ points

at Bucknell (1/31/21)

Lehigh lost, 92-68

Had five players in double figures

Fenton - 20, Betlow - 15, Taylor - 15, Parolin - 11, J. Wilson - 10

vs. Maryland Eastern Shore (12/4/21)

Lehigh lost, 81-75

Had two players score 15+ points

M. Wilson - 17, Taylor - 15

vs. Holy Cross (1/10/22)

Lehigh won, 77-69

Had two players score 20+ points

Higgins - 23, J. Wilson - 20

vs. Colgate (1/4/22)

Lehigh won, 85-81

Shot 50% or better from the floor

50.0% (34-68) - vs. Colgate (1/4/22)

Lehigh won, 85-81

Shot 50% or better from three-point range

50.0 (4-8) - vs. Lafayette (1/2/21)

Lehigh won, 90-89 (OT)

Did not hit a three-pointer

0-for-13 - vs. Columbia (11/23/14)

Lehigh lost, 54-44

Played an overtime game

at Rutgers (11/10/21)

Lehigh lost, 73-70 (OT)

Played a double overtime game

vs. Loyola (1/24/18)

Lehigh lost, 91-88 (2OT)

Recorded 10 steals

15 - at Loyola (2/21/21)

Lehigh won, 76-72

Forced 20 turnovers

20 - vs. Loyola (3/3/20)

Lehigh won, 78-75

THE LAST TIME A LEHIGH PLAYER...

Recorded a double-double in points and rebounds

15 points, 12 rebounds - Evan Taylor

vs. Holy Cross (1/10/22)

Lehigh won, 77-69

Recorded a double-double in points and assists

17 points, 10 assists - Kahron Ross

vs. Bucknell (2/25/15)

Lehigh won, 84-65

Scored 25+ points in a game

25 - Evan Taylor

at American (1/1/22)

Lehigh won, 63-61

Scored 35+ points in a game

36 - Lance Tejada

at Holy Cross (1/9/19)

Lehigh won, 99-94 (OT)

Recorded 5 or more steals in a game

5 - Marques Wilson

at Lafayette (1/3/21)

Lehigh lost, 82-70

Handed out 10 or more assists in a game

10 - Kyle Leufroy

at Yale (12/5/18)

Lehigh lost, 97-87

Handed out 5 or more assists in a game

5 - Jeameril Wilson

vs. Colgate (1/4/22)

Lehigh won, 85-81

Grabbed 10 or more rebounds in a game

12 - Evan Taylor

vs. Holy Cross (1/10/22)

Lehigh won, 77-69

Blocked 5 or more shots in a game

5 - Jeameril Wilson

vs. Eastern (12/29/21)

Lehigh won, 70-63

Made 10+ three pointers in a game

10 - Lance Tejada

at Holy Cross (1/9/19)

Lehigh won, 99-94 (OT)

Made 5+ three-pointers in a game

5 - Reed Fenton, 5 - Jake Betlow

vs. Maryland Eastern Shore (12/4/21)

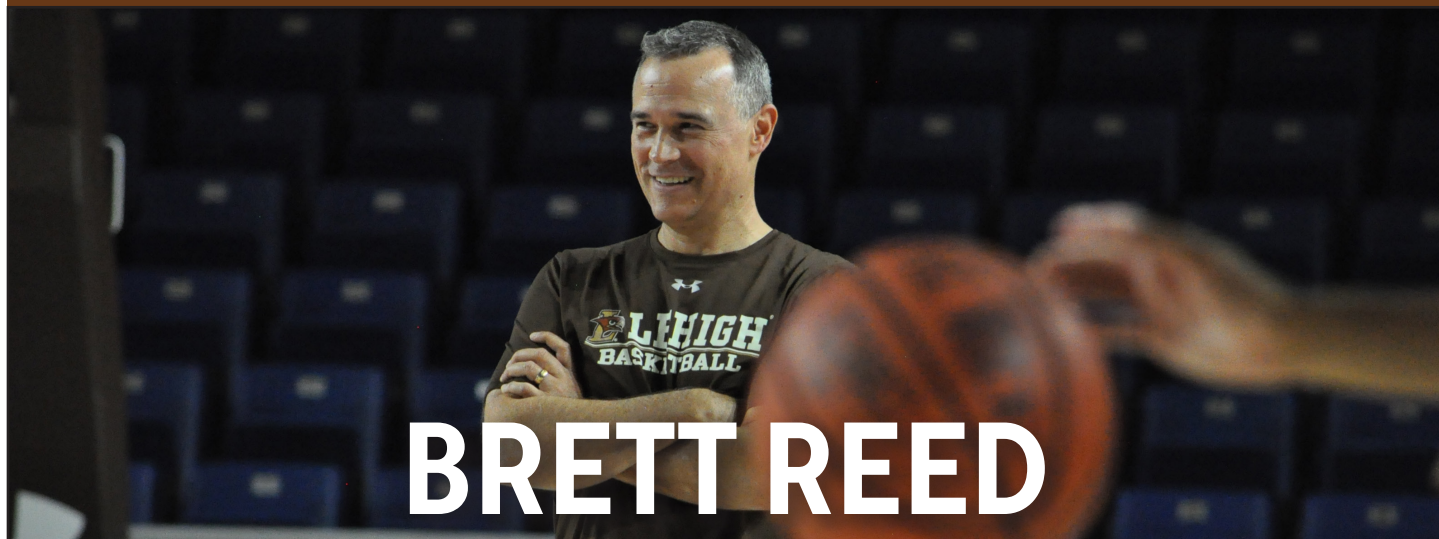
Lehigh lost, 81-75

Hit a game-winning shot

Marques Wilson - long 3-pointer as buzzer sounded

vs. Lafayette (1/2/21)

Lehigh won, 90-89 (OT)



BRETT REED

Head Coach - 15th Season

The 2021-22 season is Dr. Brett Reed's 15th as the Murray H. Goodman '48 Head Men's Basketball Coach at Lehigh University. In 14 years on the sideline, Reed has become the winningest coach in Lehigh history and has won nearly 70 percent of his games at Stabler Arena.

During the 2012-13 season, Reed won his 100th career game and became the fastest coach to 100 wins in the history of the Patriot League. The same season, he also became the all-time winningest coach in school history. Early in the 2018-19 season, he reached 200 career victories. Reed is the Patriot League's second longest-tenured coach.

Reed owns a 55.3 career winning percentage, among the best in Patriot League history and second among active coaches. Reed's 233 overall wins, and 125 Patriot League victories, are both third in league history.

Reed has consistently won at Lehigh, eclipsing 20 wins three times in a four-year span from 2009-13, which also included three national postseason appearances. The Mountain Hawks twice won the Patriot League and advanced to the NCAA Tournament while advancing to the College Basketball Invitational in 2013. Lehigh reached back-to-back Patriot League Championship Games in 2016 and 2017, marking the third and fourth times in eight seasons the Mountain Hawks played in the title game. In 2018-19, Reed led Lehigh to 20 victories for the fifth time in 10 years, finishing in the top four of the league standings in nine of the last 10 seasons. Reed's teams have played their best basketball when it matters, posting a 22-2 record in February between 2016 and 2018 (9-0 in 2016, 6-2 in 2017 and 7-0 in 2018). The Mountain Hawks are 27-5 in February from 2016-19, 32-9 from 2016-20 and 65-40 in the month during Reed's head coaching career.

Lehigh has developed plenty of impressive talent in Reed's tenure, led by two-time All-American and Patriot League Player of the Year C.J. McCollum '13 who was selected 10th overall by the Portland Trail Blazers in the 2013 NBA Draft and has developed into an NBA star. McCollum has finished at or near the top 20 in the NBA in scoring each of the last three seasons (23.0 points per game in 2016-17, 21.4 in 2017-18, 21.0 in 2018-19 and 22.2 in 2019-20). Tim Kempton '17 was a two-time Patriot League Player of the Year, who was invited to play for the Milwaukee Bucks in the NBA Summer League following graduation, leading to a professional contract overseas. Reed has recruited at an extremely effective rate, as 19 alumni have signed pro contracts over his first 13 years as head coach.

Reed will be most remembered for the 2011-12 season, when the Mountain Hawks posted a school-record 27 wins, along with the program's third Patriot League Championship (and second in the three years). The highlight was a historic 75-70 NCAA Tournament win over Duke, becoming only the sixth No. 15 seed to ever beat a No. 2 seed and second in the same day (Norfolk State defeated Missouri just hours earlier). McCollum led the way with 30 points as Lehigh never trailed by more than five and was leading for much of the game. Mountain Hawks' largest lead came in the final minute (eight) as the squad always had an answer for the Blue Devils' runs.

That game helped put the Lehigh men's basketball program squarely on the map as over the ensuing days, the Mountain Hawks were featured in an endless number of national media outlets including SportsCenter, ESPN Radio, Fox Sports Radio, Sports Illustrated, USA Today and much more. The Mountain Hawks entered the following season ranked among the mid-major's best teams by numerous outlets. The 2011-12 season also featured a school record for nonleague wins (12), the Mountain Hawks shattered the program's previous wins record of 22 (also set by a Reed-led team). Along the way, Lehigh played tough against power conference foes, including NCAA Tournament No. 1 seed Michigan State when the Mountain Hawks held a 38-35 lead at the half.

The Mountain Hawks earned two more wins against power conference foes during the 2014-15 season as Lehigh took a big step forward in its quest to return to championship contention. The Mountain Hawks' season was highlighted by two wins over power conference opponents DePaul and Arizona State, and a tight loss to eventual No. 1 seed in the NCAA Tournament Villanova. The Mountain Hawks rebounded by winning seven-of-eight games midway through the Patriot League schedule. Late in the season, Lehigh dominated eventual regular season champion Bucknell to clinch a home game in the Patriot League Quarterfinals.

Several individuals took their play to new levels in 2014-15, highlighted by Kempton who was named the league's Player of the Year as just a sophomore. Along with Kempton, first-year Kahron Ross became the Mountain Hawks' fifth Patriot League Rookie of the Year in the previous nine seasons, along with Marquis Hall (2007), Rob Keefer (2008), McCollum (2010) and Kempton (2014). Ross set a single-game record with 14 assists in Lehigh's thrilling win at Arizona State.

Lehigh rebounded from a slow start in 2015-16 winning 11 straight games beginning in early February, tying the program's 90-year school record. The Mountain Hawks surged to the No. 2 seed in the league tournament and went on to host the quarterfinals, semifinals and championship game. It marked the sixth time in seven seasons that Lehigh has played at least one Patriot League Tournament game at home. The Mountain Hawks wrapped up an undefeated February, their first undefeated month since November of 1993. When all was said and done, Lehigh finished the season with a school-record 13 Patriot League victories.

Kempton and Ross were each named first team All-Patriot League, marking the first time in school history Lehigh has featured multiple first team honorees. Ross broke the school's single-season record for assists (194), previously held by Mackey McKnight. Kempton was also named Patriot League Player of the Year for the second straight season, becoming just the third player in league history to earn the honor twice before his senior season. The others were McCollum and Colgate's Adonal Foyle. As a team, Lehigh finished the season 15th nationally in three-point percentage (39.2).

The Mountain Hawks finished the 2016-17 season with a 20-12 record, tied for second in the league standings before defeating Colgate and Boston University in the Patriot League Tournament to reach their second straight title game. Among Lehigh's wins was an 87-73 win at Mississippi State, the program's first-ever victory over the SEC. The Mountain Hawks also defeated eventual Ivy League Champion Princeton as one of four wins over NCAA Tournament teams. Kempton led the league in points (20.4) and rebounds (10.4) and was named a Final Five Finalist for Kareem-Abdul Jabbar National Center of the Year. He also became Lehigh's first-ever participant in the 2017 Reese's® Division I College All-Star Game, going on to score a game-high 21 points.

In 2017-18, Lehigh graduated over 4,000 points and 1,600 rebounds from the previous year, but still found itself near the top of the league standings. The Mountain Hawks won eight straight games to end the regular season tied for third place in the league. Among the victories was a thrilling overtime win over Bucknell in early February, handing the eventual Patriot League Champion its last defeat until the NCAA Tournament. Lehigh finished the season 4-1 in overtime. Ross finished his career as the Lehigh and Patriot League all-time career leader for assists. He was named second team All-Patriot League, becoming the program's first-ever four-time All-League honoree. Ross also became the first student-athlete in program history to finish his career 4-0 at archrival Lafayette. In

one stretch, Lehigh exceeded 50 percent from three-point range in six straight games. The Mountain Hawks had double-digit makes in eight straight and 10-of-11, finishing the year 40.6 percent as a team, good for ninth nationally.

The hot shooting continued in 2018-19 as Lehigh knocked down 42.3 percent of its three-pointers, leading the nation and almost a full percent more than any other team in the country. It also marked a Patriot League record. The Mountain Hawks finished the year 20-11 and 12-6 in league play, their fifth straight season with 10+ Patriot League victories. Lehigh's 7-4 nonleague record was its best since 2011-12. Lance Tejada received All-League recognition for a second straight season, garnering first-team laurels for the first time. The Mountain Hawks did not lose two straight games all season, showing strong resiliency and an ability to bounce back. In the Patriot League Quarterfinals vs. Army, Lehigh came back from a double-figure second-half deficit to advance, marking the Mountain Hawks' third double-figure second-half comeback against the Black Knights of the season. In the Patriot League opener at Holy Cross, Lehigh erased an 18-point deficit to beat the Crusaders in overtime, the largest comeback in Reed's head coaching tenure. Tejada tied the program record for three-pointers with 10 in the victory, tying the mark set by Joe Knight and teammate Pat Andree. Less than a month later, Lehigh went on to erase a 19-point deficit at Army West Point.

The 2019-20 season saw the Mountain Hawks fight through some early struggles, but never quit and finished the season 6-3 over their final nine games. It included wins over three of the four eventual Patriot League semifinal teams, and a home Patriot League Tournament victory over Loyola. It was the 10th time in 11 seasons Lehigh hosted at least one PLT contest.

Another impressive season under Reed came in 2012-13 when the Mountain Hawks finished 21-10 and played in a national postseason tournament for a second straight season and third time in four years. Lehigh began the season 9-2, including an eight-game winning streak capped off by a 90-75 win at North Texas. McCollum went down with a season-ending injury at VCU on Jan. 5, but the Mountain Hawks wouldn't go away quietly. Lehigh posted a 10-4 record in league play to tie for second in the league standings. Reed picked up his 100th career win in style as the Mountain Hawks defeated Fairleigh Dickinson, 102-62. He went on to post his school record-breaking victory in a 72-43 win at Navy. Following the season, McCollum, the Patriot League's all-time leading scorer, became the first player in school history and second in league history selected in the NBA Draft.

Reed's first Patriot League Title as head coach came in 2009-10 when he led the Mountain Hawks to their second Patriot League Tournament Championship, first outright regular season league title, the most wins in school history (at the time) and the most-ever wins at Stabler Arena. The Mountain Hawks also led the Patriot League in scoring offense, scoring margin, three-point percentage, assist-to-turnover ratio and defensive rebounds. Their 220 made three-pointers established a new school record, later broken just four seasons later when Lehigh knocked down 235 in 2013-14. The 2009-10 team also set a mark for the most dominant run in the Patriot League Tournament's history, winning every game by 15 points or more. They also excelled in the classroom. Lehigh's starting five of Dave Buchberger, Zahir Carrington, Hall, McCollum and Gabe Knutson achieved an average grade point average of 3.2.

During Reed's second season at the helm in 2008-09 season, the Mountain Hawks continued to build upon the solid foundation established at the beginning of his Lehigh career. The accomplishments included the most overall road wins since 1991 and the school's first-ever victory over a Big East foe. Hall went onto become Lehigh's first-ever Patriot League Men's Basketball Scholar-Athlete of the Year, while Carrington was the school's first All-District selection since 1988.

In his first season as a collegiate head coach, Reed led the Mountain Hawks to the third most wins for a first-year headman in the 108-season history of Lehigh Basketball. Reed mentored the Mountain Hawks' second consecutive Patriot League Rookie of the Year in Keefer as Lehigh became the first school in the league to accomplish that feat. In addition, Reed oversaw a defensive unit that held league foe Bucknell to just 39 points on February 27, 2008 - the second fewest points ever allowed by the Brown and White since the inception of Patriot League play in 1990.

Reed has recruited and developed some excellent basketball talent over the course of his career at Lehigh. In addition to McCollum and several Rookie of the Year performers, there have been a host of others who have enjoyed individual accomplishments and recognition. Lehigh has also featured high-level performers in the classroom and community as well. Hall was named the Patriot League Scholar-Athlete of the Year in consecutive seasons while Knutson was a three-time Academic All-Patriot League performer. Andree and Jordan Cohen were named Academic All-League in 2017-18. Hall, McCollum and Kempton have been named finalists for the Senior CLASS Award while Knutson, Corey Schaefer, Austin Price and Tejada have been named candidates for the prestigious award.

Reed was named Lehigh's head coach on August 10, 2007. He had been an assistant at Lehigh for the previous five years, serving as associate head coach for the 2006-07 campaign.

Prior to his time at Lehigh, Reed served as the top assistant coach at High

REED'S ALL-TIME RECORD

Year	Record (Pct.)	PL	Home	Notables
2007-08	14-15 (.483)	7-7	11-4	
2008-09	15-14 (.517)	5-9	8-6	
2009-10	22-11 (.667)	10-4	15-2	PL Reg Season Championship PL Tourn. Championship NCAA Tournament
2010-11	16-15 (.516)	6-8	9-5	PL Semifinals
2011-12	27-8 (.771)	11-3	12-1	PL Tourn. Championship NCAA win over Duke
2012-13	21-10 (.678)	10-4	11-3	College Basketball Invitational
2013-14	14-18 (.438)	7-11	9-5	
2014-15	16-14 (.533)	10-8	8-5	Wins over DePaul, Arizona St.
2015-16	17-15 (.531)	13-5	10-6	Hosted PL Championship
2016-17	20-12 (.625)	12-6	12-2	2nd straight PL Champ Game
2017-18	16-14 (.533)	11-7	9-6	7-0 in February
2018-19	20-11 (.645)	12-6	11-3	
2019-20	11-21 (.344)	7-11	8-6	
2020-21	4-11 (.267)	4-10	1-5	
2021-22	5-11 (.313)	3-1	4-4	
Total	238-200 (.543)	128-100 (.561)	138-63 (.687)	

Point University in North Carolina for two seasons. Reed was an integral part of the coaching staff that led the Panthers to the Big South Championship Game in 2002. Included in that two-year period, Reed recruited a Big South Rookie of the Year and a Player of the Year.

Reed spent 1999-2000 as the Director of Basketball Operations at the University of North Carolina - Greensboro. He began his collegiate coaching career at Oakland (Mich.) Community College where he was an assistant for his father's program.

A native of Waterford, Michigan, Reed attended Eckerd College in St. Petersburg, Florida where he contributed at point guard and helped lead his team to a conference championship and NCAA Tournament appearance. Reed graduated with honors, earning his Bachelor's degree in 1995 before earning his Master's at Wayne State in 1998. In 2003, Reed received his Ph.D. from Wayne State University in Instructional Technology with a Cognate in Sports Administration. He is one of only two Division I men's basketball head coaches in the entire nation to have earned their doctorate degrees. Reed was also honored during his academic career with a number of awards including the prestigious Thomas C. Rumbell Fellowship.

Reed and his wife Kindra reside in Bethlehem with their sons Brendan and Calvin, and daughter Makenna.

WHAT THEY'RE SAYING ABOUT COACH REED

"Brett Reed is an excellent basketball coach. He has led the resurgence of Lehigh basketball and turned it into a power from the Patriot League. He's building a program that can withstand one of sport's ultimate challenges - the test of time. It is undoubtedly an impressive accomplishment."

- Mike Krzyzewski, Duke University and U.S. National Team Head Coach

"I've known Brett Reed for over 10 years, and was fortunate to have him on my staff and watch him develop as a coach. I strongly believe Brett is one of the best young coaches in the country. His performance in 2011-12 was as good as or better than anyone in our profession. He's an excellent basketball coach on the floor, has incredible demeanor on the sideline and has proven that he is a top-notch recruiter."

- Fran McCaffery, former Lehigh and current University of Iowa Head Coach

"I am very proud of the success Brett has enjoyed as the head men's basketball coach at Lehigh University. Brett is extremely intelligent, hard-working and passionate about the game of basketball and is a terrific role model for the young men in his program. I am excited for what Brett has been able to accomplish in his short time as the head coach at Lehigh and am confident that he will continue to be successful for many years to come."

- Billy Taylor, former Lehigh and Ball State Head Coach

"Brett Reed is respected by our student-athletes, he is an excellent teacher and communicator and has been an extremely productive recruiter. I admire his values, his work ethic, his energy and his devotion to our players, their education and their experience."

- Joe Sterrett, Lehigh Murray H. Goodman Dean of Athletics

2021-22 STARTING LINEUPS

Date	Opp.	G	G	G	F	C
11/10	at Rutgers	Knostman	M. Wilson	Taylor	J. Wilson	Parolin
11/13	vs. NJIT	Knostman	M. Wilson	Taylor	J. Wilson	Parolin
11/16	at Monmouth	Knostman	M. Wilson	Taylor	J. Wilson	Parolin
11/19	at Merrimack	Knostman	M. Wilson	Taylor	J. Wilson	Parolin
11/23	vs. Columbia	Knostman	M. Wilson	Taylor	J. Wilson	Parolin
11/26	at Virginia	Knostman	M. Wilson	Taylor	J. Wilson	Parolin
11/28	vs. Saint Francis	M. Wilson	Fenton	Taylor	J. Wilson	Parolin
12/1	at Yale	M. Wilson	Fenton	Taylor	Alamudun	Parolin
12/4	vs. Md. E. Shore	Knostman	Fenton	Taylor	J. Wilson	Parolin
12/21	vs. UAlbany	Knostman	Fenton	Taylor	J. Wilson	Lynch
12/28	at Maryland	Higgins Jr.	Fenton	Taylor	J. Wilson	Lynch
12/29	vs. Eastern	Higgins Jr.	Fenton	Taylor	J. Wilson	Lynch
1/1	at American	Higgins Jr.	Fenton	Taylor	J. Wilson	Lynch
1/4	vs. Colgate	Higgins Jr.	Whitney-Sidney	Taylor	J. Wilson	Lynch
1/7	at Army	Higgins Jr.	Whitney-Sidney	Taylor	J. Wilson	Lynch
10/10	vs. Holy Cross	Higgins Jr.	Whitney-Sidney	Taylor	J. Wilson	Lynch

TEAM GAME HIGHS

POINTS	85	COLGATE (01/04/22)
	79	COLUMBIA (11/23/21)
	77	HOLY CROSS (01/10/22)
	75	UMES (12/04/21)
FIELD GOALS MADE	34	at Monmouth (11/16/21)
	29	COLGATE (01/04/22)
	29	at Yale (12/01/21)
FIELD GOAL ATTEMPTS	68	COLUMBIA (11/23/21)
	60	COLGATE (01/04/22)
FIELD GOAL PERCENTAGE	.519 (28-54)	UMES (12/04/21)
	.500 (34-68)	COLGATE (01/04/22)
3 PT FIELD GOALS MADE	12	UMES (12/04/21)
	11	SAINT FRANCIS (PA) (11/28/21)
3 PT FG ATTEMPTS	27	UMES (12/04/21)
	26	SAINT FRANCIS (PA) (11/28/21)
3 PT FG PERCENTAGE	.444 (12-27)	UMES (12/04/21)
	.444 (8-18)	HOLY CROSS (01/10/22)
FREE THROWS MADE	19	HOLY CROSS (01/10/22)
	16	EASTERN (12/29/21)
FREE THROW ATTEMPTS	26	HOLY CROSS (01/10/22)
	24	COLUMBIA (11/23/21)
FREE THROW PERCENTAGE	1.000 (4-4)	at Virginia (11/26/21)
	.923 (12-13)	at Maryland (12/28/21)
REBOUNDS	44	HOLY CROSS (01/10/22)
	43	EASTERN (12/29/21)
	43	at Merrimack (11/19/21)
	43	at Rutgers (11/10/21)
ASSISTS	19	COLGATE (01/04/22)
	19	UMES (12/04/21)
STEALS	12	COLUMBIA (11/23/21)
	8	COLGATE (01/04/22)
BLOCKED SHOTS	9	EASTERN (12/29/21)
	7	at Monmouth (11/16/21)
TURNOVERS	22	at Rutgers (11/10/21)
	19	EASTERN (12/29/21)
	19	at Merrimack (11/19/21)
	19	NJIT (11/13/21)
FOULS	23	at Rutgers (11/10/21)
	22	NJIT (11/13/21)

INDIVIDUAL GAME HIGHS

Points	25	Taylor, Evan at American (01/01/22)
	23	Higgins Jr., Keith vs Colgate (01/04/22)
	21	Wilson, Marques at Rutgers (11/10/21)
	20	Wilson, Jeameril vs Colgate (01/04/22)
	20	Fenton, Reed vs UMES (12/04/21)
	20	Wilson, Jeameril vs Saint Francis (PA) (11/28/21)
	20	Wilson, Jeameril at Monmouth (11/16/21)
Field Goals Made	10	Taylor, Evan at American (01/01/22)
	9	Wilson, Jeameril vs Colgate (01/04/22)
	9	Wilson, Marques at Rutgers (11/10/21)
Field Goal Att.	17	Wilson, Marques at Rutgers (11/10/21)
	16	Taylor, Evan at American (01/01/22)
	16	Taylor, Evan vs UMES (12/04/21)
FG Pct (min 5 made)	1.000 (9-9)	Wilson, Jeameril vs Colgate (01/04/22)
	.833 (5-6)	Parolin, Dominic vs Columbia (11/23/21)
3-Point FG Made	5	Belton, Jake vs UMES (12/04/21)
	5	Fenton, Reed vs UMES (12/04/21)
3-Point FG Att.	8	Higgins Jr., Keith vs Eastern (12/29/21)
	8	Belton, Jake vs UMES (12/04/21)
	8	Fenton, Reed vs UMES (12/04/21)
3-Pt FG Pct (min 2 made)	1.000 (2-2)	Wilson, Jeameril vs Colgate (01/04/22)
	1.000 (2-2)	Wilson, Jeameril vs Eastern (12/29/21)
Free Throws Made	7	Higgins Jr., Keith vs Eastern (12/29/21)
	6	Lynch, Nic vs Albany (NY) (12/21/21)
	6	Wilson, Marques at Monmouth (11/16/21)
Free Throw Att.	8	Higgins Jr., Keith vs Eastern (12/29/21)
	7	Wilson, Marques at Monmouth (11/16/21)
	7	Wilson, Jeameril vs NJIT (11/13/21)
	7	Parolin, Dominic at Rutgers (11/10/21)
FT Pct (min 3 made)	1.000 (6-6)	Lynch, Nic vs Albany (NY) (12/21/21)
	1.000 (5-5)	Lynch, Nic vs Saint Francis (PA) (11/28/21)
	1.000 (4-4)	Parolin, Dominic vs Holy Cross (01/10/22)
	1.000 (4-4)	Fenton, Reed vs Colgate (01/04/22)
	1.000 (4-4)	Alamudun, Jakob at Maryland (12/28/21)
	1.000 (3-3)	Wilson, Jeameril at Maryland (12/28/21)
	1.000 (3-3)	Parolin, Dominic vs UMES (12/04/21)
	1.000 (3-3)	Lynch, Nic at Monmouth (11/16/21)
Rebounds	14	Parolin, Dominic at Rutgers (11/10/21)
	12	Taylor, Evan vs Holy Cross (01/10/22)
	12	Parolin, Dominic at Merrimack (11/19/21)
Assists	6	Knostman, Ben vs UMES (12/04/21)
	5	Wilson, Jeameril vs Colgate (01/04/22)
	5	Higgins Jr., Keith vs Albany (NY) (12/21/21)
Steals	3	Higgins Jr., Keith at American (01/01/22)
	3	Taylor, Evan vs Eastern (12/29/21)
	3	Wilson, Marques at Yale (12/01/21)
	3	Wilson, Marques vs Columbia (11/23/21)
	3	Taylor, Evan vs NJIT (11/13/21)
Blocked Shots	5	Wilson, Jeameril vs Eastern (12/29/21)
	3	Taylor, Evan vs UMES (12/04/21)
	3	Parolin, Dominic vs Saint Francis (PA) (11/28/21)
	3	Parolin, Dominic at Monmouth (11/16/21)
Turnovers	6	Knostman, Ben vs NJIT (11/13/21)



0 JAKOB ALAMUDUN

Jr. • Forward • 6-6 • History
Huntington Beach, Calif. • Marina

CAREER HIGHS

Category	Total	Latest
Points	19	vs. Cairn (11/12/19)
Rebounds	11	vs. Lafayette (1/2/21)
Assists	3	at Navy (1/2/20)
Minutes	32	vs. Lafayette (1/2/21)
Steals	2	at Bucknell (1/31/21)
Blocks	1	at Columbia (11/30/19)
Field Goals	6	vs. Lafayette (1/2/21)
FG Att.	9	vs. Cairn (11/12/19)
3-Point FG	3	vs. Cairn (11/12/19)
3-Point Att.	5	vs. Cairn (11/12/19)
Free Throws	4	at Boston U. (3/3/21)
FT Att.	5	vs. Lafayette (1/25/20)

2021-22 SEASON HIGHS

Category	Total	Latest
Points	10	vs. Columbia (11/23/21)
Rebounds	4	at Rutgers (11/10/21)
Assists	2	at Virginia (11/26/21)
Minutes	17	vs. Columbia (11/23/21)
Steals	1	at Maryland (12/28/21)
Blocks		
Field Goals	4	vs. Columbia (11/23/21)
FG Att.	8	vs. Columbia (11/23/21)
3-Point FG	1	vs. Albany (12/21/21)
3-Point Att.	3	vs. Saint Francis (11/28/21)
Free Throws	3	vs. Saint Francis (11/28/21)
FT Att.	4	vs. Saint Francis (11/28/21)

MISC. CAREER STATS

Category	Total	Latest
Double-Figure Pts.	5	vs. Columbia (11/23/21)
20+ Point Games		
5+ assists		
10+ rebounds		
Double-Doubles	2	vs. Lafayette (1/2/21)

MISC. SEASON STATS

Category	Total	Latest
Double-Figure Pts.	2	vs. Columbia (11/23/21)
20+ Point Games		
5+ assists		
10+ rebounds		
Double-Doubles		

2021-22 UPDATE

- Had four points, two rebounds and a steal at Maryland (12/28).
- Knocked down a 3-pointer vs. UAlbany (12/21).
- Making first start of the season, tallied six points, two rebounds and an assist at Yale (12/1). Shot 3-of-4 from the field.
- Scored six points while adding three rebounds vs. Saint Francis (11/28).
- Tallied four points, three rebounds and two assists at Virginia (11/26).
- Finished with 10 points (eight in the first half) in win over Columbia (11/23). Added two assists, a rebound and steal.
- Posted two points, two rebounds and an assist at Merimack (11/19).
- Recorded two points, two rebounds and an assist in the home opener vs. NJIT (11/13).
- Scored 10 points on 4-of-4 shooting and 2-of-2 from the free throw line in the season opener at Rutgers (11/10). Grabbed four rebounds.



BEFORE LEHIGH

Was a four-time first team All-League honoree as a standout at Marina High School in California ... Also named 2019 league MVP ... As a junior, averaged 21.4 points, 8.6 rebounds and 2.5 assists per game, making 87.4 percent of his free throws ... Finished fourth in Orange County in both scoring and rebounding ... Named to the 2018 and 2019 All-CIF teams, making the state playoffs each year as well ... Garnered first team Los Angeles Times Daily Pilot Boys Dream Team recognition ... Named Daily Pilot Orange County Player of the Year ... In 2018 and 2019, garnered third team All-Orange County recognition ... Named to the 2017-18 Prep Hoops SoCal Most Improved List ... Had multiple 15+ rebound performances, including a 30-point, 25-rebound effort in the Jim Harris Memorial Tournament of Champions ... One of Orange County's most productive players, helping Marina to its first season above .500 since 2009-10 ... Won the CIF Character Award and received All-Academic honors all four years ... In addition, won the Adidas Summer Championship (Silver Division) with his AAU team, the Cali Rebels.

GAME-BY-GAME STATS

				Total		3-Pointers		Free throws		Rebounds											
Opponent	Date	gs	min	fg-fga	pct	3fg-fga	pct	ft-fa	pct	off	def	tot	avg	pf	a	t/o	blk	stl	pts	avg	
at Rutgers	11/10/21	14	4-4	1.000	0-0	.000	2-2	1.000	0	4	4	4.0	2	0	1	0	0	0	10	10.0	
NJIT	11/13/21	12	1-6	.167	0-2	.000	0-0	.000	1	0	1	2.5	1	2	0	0	0	2	6.0	6.0	
at Merrimack	11/19/21	11	1-2	.500	0-0	.000	0-0	.000	0	2	2	2.3	1	1	1	0	0	2	4.7	4.7	
COLUMBIA	11/23/21	17	4-8	.500	1-1	1.000	1-2	.500	1	0	1	2.0	1	2	0	0	1	10	6.0	6.0	
at Virginia	11/26/21	12	2-5	.400	0-1	.000	0-0	.000	1	2	3	2.2	3	2	0	0	0	4	5.6	5.6	
SAINT FRANCIS (PA)	11/28/21	12	1-6	.167	1-3	.333	3-4	.750	1	2	3	2.3	1	0	1	0	0	6	5.7	5.7	
at Yale	12/01/21	*	17	3-4	.750	0-1	.000	0-0	.000	0	2	2	2.3	3	1	1	0	0	6	5.7	
ALBANY (NY)	12/21/21	9	1-2	.500	1-1	1.000	0-0	.000	0	0	0	2.0	0	0	0	0	0	3	5.4	5.4	
at Maryland	12/28/21	9	0-4	.000	0-1	.000	4-4	1.000	0	2	2	2.0	1	0	2	0	1	4	5.2	5.2	
EASTERN	12/29/21	2	0-0	.000	0-0	.000	0-0	.000	0	1	1	1.9	0	0	0	0	0	0	4.7	4.7	
at American	01/01/22	2	0-0	.000	0-0	.000	0-0	.000	0	0	0	1.7	0	0	0	0	0	0	4.3	4.3	
COLGATE	01/04/22	2	0-1	.000	0-0	.000	0-0	.000	0	1	1	1.7	0	0	1	0	0	0	3.9	3.9	
at Army West Point	01/07/22	4	0-1	.000	0-1	.000	0-0	.000	0	0	0	1.5	2	0	0	0	0	0	3.6	3.6	
Totals		1	123	17-43	.395	3-11	.273	10-12	.833	4	16	20	1.5	15	7	9	0	2	47	3.6	

Games played: 13
Minutes/game: 9.5
Points/game: 3.6
FG Pct: 39.5
3FG Pct: 27.3
FT Pct: 83.3

Rebounds/game: 1.5
Assists/game: 0.5
Turnovers/game: 0.7
Assist/turnover ratio: 0.8
Steals/game: 0.2

Career Stats

			Total		3-Point		F-Throws		Rebounds										Scoring	
Season	gp-gs	min/avg	fg-fga	pct	fg-fga	pct	ft-fa	pct	off	def	tot	avg	pf	fo	ast	to	blk	stl	pts	avg
2019-20	26-2	361/13.9	34-106	.321	6-27	.222	29-33	.879	10	52	62	2.4	40	0	13	31	3	9	103	4.0
2020-21	13-2	169/13.0	16-33	.485	0-3	.000	8-14	.571	8	24	32	2.5	18	0	8	15	0	7	40	3.1
2021-22	13-1	123/9.5	17-43	.395	3-11	.273	10-12	.833	4	16	20	1.5	15	0	7	9	0	2	47	3.6
TOTAL	52-5	653/12.6	67-182	.368	9-41	.220	47-59	.797	22	92	114	2.2	73	0	28	55	3	18	190	3.7



1 JEAMERIL WILSON

Sr. • Forward • 6-7 • Finance
Chicago, Ill. • Woodstock Academy

CAREER HIGHS

Category	Total	Latest
Points	20	vs. Colgate (1/4/22)
Rebounds	15	at Lafayette (2/8/20)
Assists	5	vs. Colgate (1/4/22)
Minutes	38	vs. Boston U. (2/26/20)
Steals	3	vs. Loyola (3/3/20)
Blocks	5	vs. Eastern (12/29/21)
Field Goals	8	at Army (2/15/20)
FG Att.	15	at Boston U. (3/3/21)
3-Point FG	4	vs. Saint Francis (11/28/21)
3-Point Att.	6	at Army (2/15/20)
Free Throws	6	vs. Army (3/7/19)
FT Att.	8	at Holy Cross (1/24/21)

2021-22 SEASON HIGHS

Category	Total	Latest
Points	20	vs. Colgate (1/4/22)
Rebounds	9	at Merrimack (11/19/21)
Assists	5	vs. Colgate (1/4/22)
Minutes	32	at Maryland (12/28/21)
Steals	2	vs. NJIT (11/13/21)
Blocks	5	vs. Eastern (12/29/21)
Field Goals	8	at Monmouth (11/16/21)
FG Att.	13	at Merrimack (11/19/21)
3-Point FG	4	vs. Saint Francis (11/28/21)
3-Point Att.	5	vs. Saint Francis (11/28/21)
Free Throws	5	vs. NJIT (11/13/21)
FT Att.	7	vs. NJIT (11/13/21)

MISC. CAREER STATS

Category	Total	Latest
Double-Figure Pts.	41	vs. Colgate (1/4/22)
20+ Point Games	4	vs. Colgate (1/4/22)
5+ assists	1	vs. Colgate (1/4/22)
10+ rebounds	3	vs. Bucknell (1/30/21)
Double-Doubles	2	vs. Boston U. (2/26/20)

MISC. SEASON STATS

Category	Total	Latest
Double-Figure Pts.	10	vs. Colgate (1/4/22)
20+ Point Games	3	vs. Colgate (1/4/22)
5+ assists	1	vs. Colgate (1/4/22)
10+ rebounds		
Double-Doubles		

2021-22 UPDATE

- Six points, four rebounds, three assists and a block vs. Holy Cross (1/10).
- Posted six points, two assists and a rebound at Army West Point (1/7). Was 2-of-4 from 3-point range.
- Impressive effort vs. Colgate (1/4), tying a career-high 20 points in 22 minutes, while adding a career-high five assists. Was a game-high +16 and shot 9-of-9 from the floor. It was the most makes by a Mountain Hawk without a miss since Tim Kempton was 9-of-9 vs. American on Mar. 5, 2015.
- Recorded eight points, six rebounds, an assist and block in win at American (1/1).
- Had 12 points, five rebounds, two assists and a career-high five blocks against Eastern (12/29). Shot 5-of-7 from the field, including 2-of-2 from 3-point range. Five blocks were most by a Lehigh player since Tim Kempton in March of 2017.
- Posted 17 points, five rebounds and two assists at Maryland (12/28).
- Finished with 13 points (11 in the second half) vs. UAlbany (12/21), shooting 6-of-9 from the floor. Added two rebounds, two assists and two blocks.
- Scored 10 points while adding five rebounds and an assist vs. Maryland Eastern Shore (12/4).
- Recorded four points, four rebounds and a steal at Yale (12/1).
- Tied a career-high 20 points in just 26 minutes vs. Saint Francis (11/28), knocking down 7-of-9 from the field, including 4-of-5 from 3-point range. The five made threes marked a career high.
- Finished with eight points, four rebounds and an assist at Virginia (11/26).
- Fourth straight game with double-figure points, posting 12 points, four rebounds, two assists and a block in win over Columbia (11/23).
- Career effort at Monmouth (11/16), tying career highs in points (20) and assists (4) while adding six rebounds, a block and steal. Fourteen of his points came in the first half. Shot 8-of-10 from the field, including 2-of-3 from 3-point range.
- Posted 13 points on 4-of-7 shooting while adding five rebounds, two steals and a block vs. NJIT (11/13).
- Had three points, four rebounds and two assists in the season opener at Rutgers (11/10).

BEFORE LEHIGH

Hybrid forward, who graduated from Notre Dame College Prep in Chicago in 2017, playing for Coach Tom Les ... After graduation from Notre Dame, attended Woodstock Academy in Connecticut and play for Coach Tony Bergeron ... Woodstock plays a national schedule against some of the top prep schools in the country ... Named All-Tournament in every holiday tournament senior year ... Team's Defensive Player of the Year ... Illinois State Playoffs Elite 8 ... Invited to several Chicago/Chicagoland All-Star games ... Winningest player in Notre Dame College Prep history (101 wins) ... Featured in Chicago Tribune as Athlete of the Month nominee ... Led Notre Dame to a 26-6 record and a top-20 finish in the state ... In March of 2017, scored a game-high 18 points, 13 in the second half to help Notre Dame past Niles North in the regional final ... Named team captain, first team All-Conference honoree and the team's Co-Most Valuable Player, averaging 14.3 points and 7.3 rebounds along with three assists and one steal ... Among many accolades was an Illinois High School Association Scholastic Achievement Award, Notre Dame College Prep's Faith, Scholarship and Service Award and an Ambassador of the Year Award ... Also played AAU on the prestigious Under Armour circuit for the Wisconsin Playground Warriors and Coach Mike Weinstein.

GAME-BY-GAME STATS

Opponent	Date	gs	min	Total		3-Pointers		Free throws		Rebounds											
				fg-fga	pct	3fg-fga	pct	ft-fa	pct	off	def	tot	avg	pf	a	t/o	blk	stl	pts	avg	
at Rutgers	11/10/21	*	24	1-3	.333	0-1	.000	1-2	.500	1	3	4	4.0	1	2	4	0	0	3	3.0	
NJIT	11/13/21	*	26	4-7	.571	0-1	.000	5-7	.714	1	4	5	4.5	1	0	1	1	2	13	8.0	
at Monmouth	11/16/21	*	32	8-10	.800	2-3	.667	2-2	1.000	0	6	6	5.0	3	4	4	1	1	20	12.0	
at Merrimack	11/19/21	*	29	6-13	.462	0-1	.000	0-0	.000	2	7	9	6.0	1	0	5	1	0	12	12.0	
COLUMBIA	11/23/21	*	23	4-9	.444	0-2	.000	4-5	.800	0	4	4	5.6	3	2	3	1	0	12	12.0	
at Virginia	11/26/21	*	25	4-8	.500	0-1	.000	0-0	.000	0	4	4	5.3	0	1	2	0	0	8	11.3	
SAINT FRANCIS (PA)	11/28/21	*	26	7-9	.778	4-5	.800	2-3	.667	0	2	2	4.9	1	2	1	0	0	20	12.6	
at Yale	12/01/21	*	18	2-4	.500	0-2	.000	0-1	.000	0	4	4	4.8	2	0	3	0	1	4	11.5	
UMES	12/04/21	*	24	4-7	.571	0-1	.000	2-4	.500	1	4	5	4.8	3	1	2	0	0	10	11.3	
ALBANY (NY)	12/21/21	*	25	6-9	.667	1-3	.333	0-1	.000	0	2	2	4.5	4	2	2	2	0	13	11.5	
at Maryland	12/28/21	*	32	6-13	.462	2-6	.333	3-3	1.000	1	4	5	4.5	0	2	0	0	0	17	12.0	
EASTERN	12/29/21	*	35	5-7	.714	2-2	1.000	0-0	.000	0	5	5	4.6	0	2	5	5	0	12	12.0	
at American	01/01/22	*	24	4-8	.500	0-2	.000	0-0	.000	2	4	6	4.7	3	1	4	1	0	8	11.7	
COLGATE	01/04/22	*	22	9-9	1.000	2-2	1.000	0-0	.000	0	4	4	4.6	3	5	3	0	1	20	12.3	
at Army West Point	01/07/22	*	22	2-6	.333	2-4	.500	0-0	.000	0	1	1	4.4	2	2	0	0	0	6	11.9	
HOLY CROSS	01/10/22	*	34	2-8	.250	1-3	.333	1-4	.250	2	2	4	4.4	2	3	2	1	0	6	11.5	
Totals			15	421	74-130	.569	16-39	410	20-32	625	10	60	70	4.4	29	29	41	13	5	184	11.5

Games played: 16
Minutes/game: 26.3
Points/game: 11.5
FG Pct: 56.9
3FG Pct: 41.0
FT Pct: 62.5

Rebounds/game: 4.4
Assists/game: 1.8
Turnovers/game: 2.6
Assist/turnover ratio: 0.7
Steals/game: 0.3
Blocks/game: 0.8

Career Stats

Season	gp-gs	min/avg	fg-fga	pct	3fg-fga	pct	ft-fa	pct	off	def	tot	avg	pf	fo	ast	to	blk	stl	pts	avg
2018-19	31-3	510/16.5	52-94	.553	9-18	.500	36-45	.800	21	61	82	2.6	63	0	23	36	11	12	149	4.8
2019-20	32-29	925/28.9	128-245	.522	31-81	.383	51-68	.750	38	133	171	5.3	72	1	41	72	22	25	338	10.6
2020-21	13-4	331/25.5	43-95	.453	10-27	.370	15-26	.577	14	48	62	4.8	22	0	25	19	1	7	111	8.5
2021-22	16-15	421/26.3	74-130	.569	16-39	.410	20-32	.625	10	60	70	4.4	29	0	29	41	13	5	184	11.5
TOTAL	92-51	2187/23.8	297-564	.527	66-165	.400	122-171	.713	83	302	385	4.2	186	1	118	168	47	49	782	8.5



2 JAKE BETLOW

Jr. • Guard • 6-2 • Finance
Mendham, N.J. • St. Benedict's

CAREER HIGHS

Category	Total	Latest
Points	15	vs. UMES (12/4/21)
Rebounds	3	at Bucknell (1/16/21)
Assists	3	vs. Eastern (12/29/21)
Minutes	28	vs. Eastern (12/29/21)
Steals	2	vs. Lafayette (1/25/20)
Blocks		
Field Goals	5	vs. UMES (12/4/21)
FG Att.	8	vs. UMES (12/4/21)
3-Point FG	5	vs. UMES (12/4/21)
3-Point Att.	8	vs. UMES (12/4/21)
Free Throws	2	vs. Eastern (12/29/21)
FT Att.	4	vs. Eastern (12/29/21)

2021-22 SEASON HIGHS

Category	Total	Latest
Points	15	vs. UMES (12/4/21)
Rebounds	2	vs. Eastern (12/29/21)
Assists	3	vs. Eastern (12/29/21)
Minutes	28	vs. Eastern (12/29/21)
Steals	1	at Virginia (11/26/21)
Blocks		
Field Goals	5	vs. UMES (12/4/21)
FG Att.	8	vs. UMES (12/4/21)
3-Point FG	5	vs. UMES (12/4/21)
3-Point Att.	8	vs. UMES (12/4/21)
Free Throws	2	vs. Eastern (12/29/21)
FT Att.	4	vs. Eastern (12/29/21)

MISC. CAREER STATS

Category	Total	Latest
Double-Figure Pts.	2	vs. UMES (12/4/21)
20+ Point Games		
5+ assists		
10+ rebounds		
Double-Doubles		

MISC. SEASON STATS

Category	Total	Latest
Double-Figure Pts.	1	vs. UMES (12/4/21)
20+ Point Games		
5+ assists		
10+ rebounds		
Double-Doubles		

2021-22 UPDATE

- Assist and rebound at Army West Point (1/7).
- Knocked down a 3-pointer in big win vs. Colgate (1/4).
- Finished with five points, two rebounds and a career-high tying three assists vs. Eastern (12/29). Tied a career-high 28 minutes played.
- Tallied an assist and rebound vs. UAlbany (12/21).
- Scored career-high 15 points, shooting 5-of-8 from 3-point range vs. Maryland Eastern Shore (12/4). Also had two assists without turning the ball over.
- Recorded three points, a rebound and assist while finishing +7 (plus/minus) at Yale (12/1). Played a season-high 18 minutes.
- Dished a pair of assists vs. Saint Francis (11/28).
- Posted three points, a rebound, assist and steal at Virginia (11/26).
- Hit only field goal attempted (a 3-pointer) in season opener vs. NJIT (11/13).
- Knocked down a big late first-half 3-pointer in the season opener at Rutgers (11/10).



BEFORE LEHIGH

Standout throughout high school career, most recently playing at St. Benedict's in New Jersey and helping his team to an unprecedented 12th State Prep A championship title in 2017-18 ... St. Benedict's was ranked as high as No. 3 in the nation during the season, while being named the No. 1 Independent/Prep Team in the state ... Finished the season earning All-Prep honors ... As a senior, served as team captain and ranked among the top 10 seniors in New Jersey ... In freshman and sophomore years, was part of two teams that combined for a 47-9 record ... During that stretch, won the Somerset County Tournament and advanced to the South Jersey, Non-Public B final ... Led Gil St. Bernard with 81 three-pointers and was second on the team with a 12.2 points per game average as a freshman ... Named MVP of the Somerset County Championship and garnered first team All-County Tournament Team recognition, first team All-State freshman honors (by NJ Hoops/Rivals.com), first team All-Conference and honorable mention All-New Jersey (one of only two freshmen named in New Jersey) ... Named second team All-Area by Courier News and NJ Freshman of the Year by The Star Ledger ... As a sophomore, went on to lead Montverde to a 22-4 record, which included finishing as runners-up in the Dicks National High School Basketball Championship.

GAME-BY-GAME STATS

Opponent	Date	gs	min	fg-fga	pct	3fg-fga	pct	ft-fa	pct	off	def	tot	avg	pf	a	t/o	blk	stl	pts	avg
at Rutgers	11/10/21	4	1-2	.500	1-2	.500	0-0	.000	0	0	0	0	0.0	1	0	0	0	0	3	3.0
NJIT	11/13/21	5	1-1	1.000	1-1	1.000	0-0	.000	0	0	0	0	0.0	0	0	0	0	0	3	3.0
at Virginia	11/26/21	9	1-3	.333	1-3	.333	0-0	.000	0	1	1	0.3	1	1	1	0	1	3	3.0	
SAINT FRANCIS (PA)	11/28/21	5	0-1	.000	0-1	.000	0-0	.000	0	0	0	0.3	0	2	0	0	0	0	2.3	
at Yale	12/01/21	18	1-5	.200	1-5	.200	0-0	.000	0	1	1	0.4	2	1	0	0	0	3	2.4	
UMES	12/04/21	24	5-8	.625	5-8	.625	0-0	.000	0	1	1	0.5	1	2	0	0	0	15	4.5	
ALBANY (NY)	12/21/21	16	0-3	.000	0-3	.000	0-0	.000	0	1	1	0.6	2	1	1	0	0	0	3.9	
at Maryland	12/28/21	14	0-3	.000	0-3	.000	0-0	.000	0	1	1	0.6	2	0	0	0	0	0	3.4	
EASTERN	12/29/21	28	1-5	.200	1-4	.250	2-4	.500	0	2	2	0.8	0	3	1	0	0	5	3.6	
at American	01/01/22	17	0-0	.000	0-0	.000	0-0	.000	0	1	1	0.8	0	1	2	0	0	0	3.2	
COLGATE	01/04/22	11	1-2	.500	1-2	.500	0-0	.000	0	0	0	0.7	1	0	1	0	0	3	3.2	
at Army West Point	01/07/22	16	0-4	.000	0-4	.000	0-2	.000	0	1	1	0.8	1	1	1	0	0	0	2.9	
HOLY CROSS	01/10/22	2	0-0	.000	0-0	.000	0-0	.000	0	0	0	0.7	1	0	0	0	0	0	2.7	
Totals		0	169	11-37	.297	11-36	.306	2-6	.333	0	9	9	0.7	12	12	7	0	1	35	2.7

Games played: 13
Minutes/game: 13.0
Points/game: 2.7
FG Pct: 29.7
3FG Pct: 30.6
FT Pct: 33.3

Rebounds/game: 0.7
Assists/game: 0.9
Turnovers/game: 0.5
Assist/turnover ratio: 1.7
Steals/game: 0.1

Career Stats

Season	gp-gs	min/avg	fg-fga	pct	3fg-fga	pct	ft-fa	pct	off	def	tot	avg	pf	fo	ast	to	blk	stl	pts	avg
2019-20	25-1	269/10.8	21-64	.328	12-46	.261	3-5	.600	2	11	13	0.5	30	1	19	14	0	9	57	2.3
2020-21	15-9	212/14.1	16-51	.314	11-35	.314	3-4	.750	1	10	11	0.7	18	0	16	17	0	3	46	3.1
2021-22	13-0	169/13.0	11-37	.297	11-36	.306	2-6	.333	0	9	9	0.7	12	0	12	7	0	1	35	2.7
TOTAL	53-10	650/12.3	48-152	.316	34-117	.291	8-15	.533	3	30	33	0.6	60	1	47	38	0	13	138	2.6



AS A FIRST YEAR (2020-21)

Did not see action due to injury.

BEFORE LEHIGH

Four-year varsity player, three-year starter and two-year captain at Germantown Academy ... Led team in rebounding both junior and senior years (averaging 8.5) ... Averaged 14.8 points per game as a senior, 12.4 as a junior, 10.5 as a sophomore and 8.0 as a freshman ... Was a two-time MVP recipient at the annual State College Holiday Tournament (2018 and 2019) ... Averaged 11 points and six rebounds per game on the UAA circuit as a junior ... Played AAU basketball with DC Premier UAA and CT Elite ... Ranked as a "Top Ten Wing" in PA by Rivals Sports ... Along with basketball, was the quarterback of the football team as a freshman before getting injured and ultimately stopped playing football ... In the classroom, finished with honors ... Was a chair of both a local Christian faith club and a Black students club ... Also founded an entrepreneurship club alongside a friend ... Served as chair of community-based volunteer service that aims to help under-privileged youth with pressing problems of police brutality, mass incarceration, drug abuse, budgeting skills and growing up with a single parent.



4 LUKE TRAINA

Fr. · Guard · 6-5 · Business

Doylestown, Pa. · Germantown Academy

CAREER HIGHS

Category	Total	Latest
Points		
Rebounds		
Assists		
Minutes		
Steals		
Blocks		
Field Goals		
FG Att.		
3-Point FG		
3-Point Att.		
Free Throws		
FT Att.		

2021-22 SEASON HIGHS

Category	Total	Latest
Points		
Rebounds		
Assists		
Minutes		
Steals		
Blocks		
Field Goals		
FG Att.		
3-Point FG		
3-Point Att.		
Free Throws		
FT Att.		

MISC. CAREER STATS

Category	Total	Latest
Double-Figure Pts.		
20+ Point Games		
5+ assists		
10+ rebounds		
Double-Doubles		

MISC. SEASON STATS

Category	Total	Latest
Double-Figure Pts.		
20+ Point Games		
5+ assists		
10+ rebounds		
Double-Doubles		



5 EVAN TAYLOR

Jr. • Guard • 6-6 • Sociology
Glen Ellyn, N.J. • Glenbard West

CAREER HIGHS

Category	Total	Latest
Points	25	at American (1/1/22)
Rebounds	15	at Lafayette (2/27/21)
Assists	4	vs. Colgate (1/4/22)
Minutes	37	at American (1/1/22)
Steals	3	vs. Eastern (12/29/21)
Blocks	3	vs. UMES (12/4/21)
Field Goals	10	at American (1/1/22)
FG Att.	16	at American (1/1/22)
3-Point FG	4	vs. Lafayette (2/28/21)
3-Point Att.	7	vs. UMES (12/4/21)
Free Throws	6	vs. American (1/11/20)
FT Att.	10	at Loyola (2/21/21)

2021-22 SEASON HIGHS

Category	Total	Latest
Points	25	at American (1/1/22)
Rebounds	12	vs. Holy Cross (1/10/22)
Assists	4	vs. Colgate (1/4/22)
Minutes	37	at American (1/1/22)
Steals	3	vs. Eastern (12/29/21)
Blocks	3	vs. UMES (12/4/21)
Field Goals	10	at American (1/1/22)
FG Att.	16	at American (1/1/22)
3-Point FG	3	vs. Holy Cross (1/10/22)
3-Point Att.	7	vs. UMES (12/4/21)
Free Throws	5	at Yale (12/1/21)
FT Att.	6	vs. Holy Cross (1/10/22)

MISC. CAREER STATS

Category	Total	Latest
Double-Figure Pts.	27	vs. Holy Cross (1/10/22)
20+ Point Games	1	at American (1/1/22)
5+ assists		
10+ rebounds	6	vs. Holy Cross (1/10/22)
Double-Doubles	4	vs. Holy Cross (1/10/22)

MISC. SEASON STATS

Category	Total	Latest
Double-Figure Pts.	12	vs. Holy Cross (1/10/22)
20+ Point Games	1	at American (1/1/22)
5+ assists		
10+ rebounds	1	vs. Holy Cross (1/10/22)
Double-Doubles	1	vs. Holy Cross (1/10/22)

2021-22 UPDATE

- Tallied first double-double of season and fourth of career vs. Holy Cross (1/10), posting 15 points and a career-high 12 rebounds. Twelve of the points came in the second half. Finished 4-of-7 from the field and 3-of-4 from 3-point range.
- Had 13 points, three rebounds, two blocks and a steal at Army West Point (1/7).
- Posted six points, a career-high tying four assists, two steals and a block in big win over Colgate (1/4).
- Scored career-high 25 points in win at American (1/1), 16 coming in the second half. Tied or set career highs in minutes (37), field goals made (10) and field goals attempted (16). Also had six rebounds, two assists and a steal.
- Tied career-high 18 points vs. Eastern (12/29), shooting 7-of-10 from the floor, including 2-of-4 from 3-point range. Also had eight rebounds, an assist, block and career-high tying three steals.
- Recorded 14 points (12 in the first half), five rebounds and two assists in strong effort at Maryland (12/28).
- Had 10 points, six rebounds, an assist and block vs. UAlbany (12/21).
- Tallied 15 points, six rebounds, three assists and a career-high three blocks vs. Maryland Eastern Shore (12/4).
- Filled up the box score at Yale (12/1), posting a team-high 16 points on 5-of-9 shooting while adding nine rebounds, two assists, two blocks (to tie a career high) and a steal.
- Posted 11 points, five rebounds, a block and steal vs. Saint Francis (11/28).
- Finished with eight points, two rebounds and an assist at Virginia (11/26).
- Scored career-high 18 points in win over Columbia (11/23), 13 of the points coming in the first half. Added six rebounds, a block and steal.
- Tied career-high 17 points at Merrimack (11/19), 11 coming in the first 7:09 of the second half. Shot 6-of-12 from the field, including 3-of-6 from 3-point range. Added nine rebounds to just miss a double-double.
- Strong effort at Monmouth (11/16), scoring 14 points (11 in the second half) while adding five rebounds, two assists, a block and steal.
- Posted four points, four rebounds, two assists, a block and career-high tying three steals vs. NJIT (11/13).
- Scored three points while adding seven rebounds and two assists in the season opener at Rutgers (11/10).

BEFORE LEHIGH

Standout at Glenbard West High School near Chicago ... Named Suburban Life Player of the Year in 2018-2019 ... Averaged 21.7 points, 3.8 assists and 10.1 rebounds senior year ... As a junior, averaged 18 points, 3.6 assists and 7.1 rebounds ... Finished career with 1,479 points and 671 rebounds, respectively ... Graduated as the program's all-time leader for rebounds ... Had back-to-back 30-point games versus Hinsdale Central and Oak Park River Forest ... Named All-Area Chicago in 2017-18 and 2018-19 ... Illinois Coaches Basketball Association second team All-State honoree as a junior and senior ... Garnered Glenbard West Male Athlete of the Year honors as a senior ... Posted a 4.6 cumulative GPA, was named to the honor roll all four years and recorded Academic All-Conference recognition ... Received the Glenbard Academic Achievement Award in 2017 ... Played on the Adidas Circuit with the Illinois Heat under prestigious coach Terry Head ... All-Tournament honors in every holiday tournament junior and senior years ... Selected as a Chicago Tribune Athlete of the Month nominee in February 2019 ... In March of 2019, scored 25 points and 10 rebounds to lead the Hilltoppers past Naperville North in the regional semifinal.

GAME-BY-GAME STATS

Opponent	Date	gs	min	fg-fga	pct	3fg-fga	pct	ft-fa	pct	off	def	tot	avg	pf	a	t/o	blk	stl	pts	avg
at Rutgers	11/10/21	*	30	1-5	.200	0-2	.000	1-2	.500	0	7	7	7.0	4	2	1	0	2	3	3.0
NJIT	11/13/21	*	25	2-8	.250	0-3	.000	0-0	.000	0	4	4	5.5	1	2	0	1	3	4	3.5
at Monmouth	11/16/21	*	30	6-11	.545	2-4	.500	0-1	.000	2	3	5	5.3	2	2	1	1	1	14	7.0
at Merrimack	11/19/21	*	33	6-12	.500	3-6	.500	2-2	1.000	0	9	9	6.3	1	0	2	0	0	17	9.5
COLUMBIA	11/23/21	*	26	6-14	.429	2-5	.400	4-6	.667	0	6	6	6.2	4	0	2	1	1	18	11.2
at Virginia	11/26/21	*	27	3-8	.375	0-2	.000	2-2	1.000	1	1	2	5.5	1	1	0	0	0	8	10.7
SAINT FRANCIS (PA)	11/28/21	*	27	4-11	.364	2-4	.500	1-2	.500	0	5	5	5.4	2	0	1	1	1	11	10.7
at Yale	12/01/21	*	34	5-9	.556	1-4	.250	5-6	.833	3	6	9	5.9	3	2	2	2	1	16	11.4
UMES	12/04/21	*	33	6-16	.375	2-7	.286	1-2	.500	0	6	6	5.9	4	3	1	3	0	15	11.8
ALBANY (NY)	12/21/21	*	33	3-8	.375	1-2	.500	3-4	.750	0	6	6	5.9	2	1	1	1	0	10	11.6
at Maryland	12/28/21	*	29	5-12	.417	2-3	.667	2-2	1.000	0	5	5	5.8	1	2	1	0	1	14	11.8
EASTERN	12/29/21	*	28	7-10	.700	2-4	.500	2-2	1.000	1	7	8	6.0	4	1	3	1	3	18	12.3
at American	01/01/22	*	37	10-16	.625	2-6	.333	3-4	.750	0	6	6	6.0	0	2	1	0	1	25	13.3
COLGATE	01/04/22	*	35	3-11	.273	0-2	.000	0-0	.000	0	4	4	5.9	3	4	1	1	2	6	12.8
at Army West Point	01/07/22	*	30	5-10	.500	1-4	.250	2-2	1.000	1	2	3	5.7	4	0	2	2	1	13	12.8
HOLY CROSS	01/10/22	*	26	4-7	.571	3-4	.750	4-6	.667	1	11	12	6.1	5	0	1	1	0	15	12.9
Totals			16	483	76-168	.452	23-62	.371	32-43	.744	9	88	97	6.1	41	22	20	15	207	12.9

Games played: 16
Minutes/game: 30.2
Points/game: 12.9
FG Pct: 45.2
3FG Pct: 37.1
FT Pct: 74.4

Rebounds/game: 6.1
Assists/game: 1.4
Turnovers/game: 1.3
Assist/turnover ratio: 1.1
Steals/game: 1.1
Blocks/game: 0.9

Career Stats

Season	gp-gs	min/avg	fg-fga	pct	3fg-fga	pct	ft-fa	pct	off	def	tot	avg	pf	fo	ast	to	blk	stl	pts	avg
2019-20	28-17	680/24.3	76-181	.420	21-58	.362	41-51	.804	17	82	99	3.5	64	2	22	36	8	14	214	7.6
2020-21	15-10	406/27.1	50-116	.431	11-29	.379	20-35	.571	22	87	109	7.3	36	1	24	15	6	10	131	8.7
2021-22	16-16	483/30.2	76-168	.452	23-62	.371	32-43	.744	9	88	97	6.1	41	1	22	20	15	17	207	12.9
TOTAL	59-43	1569/26.6	202-465	.434	55-149	.369	93-129	.721	48	257	305	5.2	141	4	68	71	29	41	552	9.4



10 JALIN SINCLAIR

So. • Guard • 5-10 • Arts and Sciences
Manhattan, N.Y. • Suffield Academy

CAREER HIGHS

Category	Total	Latest
Points	14	vs Navy (1/9/21)
Rebounds	3	at Holy Cross (1/24/21)
Assists	9	at Holy Cross (1/24/21)
Minutes	27	vs Navy (1/9/21)
Steals	2	at Bucknell (1/31/21)
Blocks		
Field Goals	5	vs Navy (1/9/21)
FG Att.	7	at Bucknell (1/31/21)
3-Point FG	1	at Bucknell (1/31/21)
3-Point Att.	2	at Bucknell (1/31/21)
Free Throws	3	vs Navy (1/9/21)
FT Att.	3	vs Loyola (2/20/21)

2021-22 SEASON HIGHS

Category	Total	Latest
Points		
Rebounds		
Assists		
Minutes		
Steals		
Blocks		
Field Goals		
FG Att.		
3-Point FG		
3-Point Att.		
Free Throws		
FT Att.		

MISC. CAREER STATS

Category	Total	Latest
Double-Figure Pts.	1	vs Navy (1/9/21)
20+ Point Games		
5+ assists	2	at Holy Cross (1/24/21)
10+ rebounds		
Double-Doubles		

MISC. SEASON STATS

Category	Total	Latest
Double-Figure Pts.		
20+ Point Games		
5+ assists		
10+ rebounds		
Double-Doubles		

AS A FIRST YEAR (2020-21)

Played in 12 of the 15 games, starting twice ... Averaged 4.2 points and 0.9 rebounds while adding 26 assists and eight steals ... Assist total was second on the Mountain Hawks ... Shot 39.5 percent from the field (17-of-43), 28.6 percent from 3-point range (28.6), and 70.6 percent from the free throw line (12-of-17) ... Scored two points in consecutive games vs. Loyola (2/20) and at Loyola (2/21) ... Finished with nine points and four assists at Bucknell (1/31) ... Career effort at Holy Cross (1/24), dishing a career-high nine assists in second straight win. Also had five points and three rebounds ... Recorded five points, two rebounds and an assist the day prior at Holy Cross (1/23) ... Knocked down a 3-pointer vs. Bucknell (1/17) ... Four points, three rebounds and two assists at Navy (1/10) ... The day prior, scored a career-high 14 points vs. Navy (1/9) while adding five assists and a rebound ... Scored four points at Lafayette (1/3) ... Opened career with two points, an assist and steal in season-opening win over Lafayette (1/2).



BEFORE LEHIGH

Was Team MVP as a senior and League Player of the Year finalist during strong career at Suffield Academy in Connecticut ... Named a top 50 prospect by the NERR (New England Recruiting Part) ... Two-time Class A All-NEPSAC honoree ... Helped team to a 14-8 record in the prestigious New England Preparatory School Athletic Council, reaching the NEPSAC Tournament three times ... Also participated in the Zero Gravity Prep Classic, NERR Coaches vs. Cancer Scholar Roundball Classic and BasketBull Holiday Classic ... Strong off the court as well, was an honor roll student, dorm protector and Boys Club of New York Student-Athlete of the Year ... Played for Nike's EYBL for Summer AAU with New York City's PSA Cardinals ... PSA played all the way into the EYBL's Peach Jam (the most competitive tournament in AAU Basketball) ... Finished first in the EYBL regular season and fourth at the Peach Jam ... Was a three-sport athlete, playing football, baseball and basketball.

2020-21 GAME-BY-GAME STATS

Opponent	Date	gs	min	Total fg-fga	pct	3-Pointers 3fg-fga	pct	Free throws ft-fa	pct	Rebounds off	def	tot	avg	pf	a	t/o	blk	stl	pts	avg
LAFAYETTE	01/02/21	10	1-2	.500	0-1	.000	0-3	.000	0	0	0	0.0	3	1	1	0	1	2	2.0	
at Lafayette	01/03/21	13	1-4	.250	0-1	.000	2-2	1.000	0	0	0	0.0	1	1	1	0	0	4	3.0	
NAVY	01/09/21	27	5-7	.714	1-2	.500	3-3	1.000	0	1	1	0.3	5	5	3	0	0	14	6.7	
at Navy	01/10/21 *	25	2-7	.286	0-1	.000	0-0	.000	1	2	3	1.0	2	2	3	0	2	4	6.0	
at Bucknell	01/16/21	3	0-2	.000	0-2	.000	0-0	.000	0	0	0	0.8	2	0	0	0	0	0	4.8	
BUCKNELL	01/17/21	3	1-2	.500	1-2	.500	0-0	.000	0	0	0	0.7	1	0	1	0	0	3	4.5	
at Holy Cross	01/23/21	24	2-3	.667	0-0	.000	1-2	.500	0	2	2	0.9	0	1	1	0	1	5	4.6	
at Holy Cross	01/24/21	21	1-2	.500	1-2	.500	2-2	1.000	1	2	3	1.1	1	9	3	0	0	5	4.6	
BUCKNELL	01/30/21	7	0-0	.000	0-0	.000	0-0	.000	0	0	0	1.0	3	1	3	0	0	0	4.1	
at Bucknell	01/31/21	22	3-7	.429	1-2	.500	2-2	1.000	0	1	1	1.0	0	4	2	0	2	9	4.6	
LOYOLA MARYLAND	02/20/21 *	20	0-5	.000	0-1	.000	2-3	.667	1	0	1	1.0	1	2	6	0	1	2	4.4	
at Loyola Maryland	2/21/21	14	1-2	.500	0-0	.000	0-0	.000	0	0	0	0.9	3	0	2	0	1	2	4.2	
Totals		2	189	17-43	.395	4-14	.286	12-17	.706	3	8	11	0.9	22	26	26	0	8	50	4.2

Games played: 12
Minutes/game: 15.8
Points/game: 4.2
FG Pct: 39.5
3FG Pct: 28.6
FT Pct: 70.6

Rebounds/game: 0.9
Assists/game: 2.2
Turnovers/game: 2.2
Assist/turnover ratio: 1.0
Steals/game: 0.7

Career Stats

Season	gp-gs	min/avg	Total fg-fga	pct	3-Point fg-fga	pct	F-Throws ft-fa	pct	Rebounds off	def	tot	avg	pf	fo	ast	to	blk	stl	pts	avg
2020-21	12-2	189/15.8	17-43	.395	4-14	.286	12-17	.706	3	8	11	0.9	22	1	26	26	0	8	50	4.2
TOTAL	12-2	189/15.8	17-43	.395	4-14	.286	12-17	.706	3	8	11	0.9	22	1	26	26	0	8	50	4.2



11 MARQUES WILSON

5th Year • Guard • 6-4 • Marketing
Edmond, Okla. • Edmond North

CAREER HIGHS

Category	Total	Latest
Points	28	vs. Lafayette (1/22/21)
Rebounds	10	vs. Bucknell (2/23/20)
Assists	9	vs. Holy Cross (2/12/20)
Minutes	38	vs. Lafayette (1/2/21)
Steals	5	at Lafayette (1/3/21)
Blocks	2	at Army (1/7/22)
Field Goals	11	vs. Lafayette (1/2/21)
FG Att.	20	vs. Lafayette (1/2/21)
3-Point FG	4	at Army West Point (1/20/18)
3-Point Att.	7	vs. Loyola (1/5/20)
Free Throws	7	at Lafayette (2/8/20)
FT Att.	10	at Lafayette (2/8/20)

2021-22 SEASON HIGHS

Category	Total	Latest
Points	21	at Rutgers (11/10/21)
Rebounds	6	vs. Holy Cross (1/10/22)
Assists	4	at Yale (12/1/21)
Minutes	36	at Rutgers (11/10/21)
Steals	3	at Yale (12/1/21)
Blocks	2	at Army (1/7/22)
Field Goals	9	at Rutgers (11/10/21)
FG Att.	17	at Rutgers (11/10/21)
3-Point FG	3	at Rutgers (11/10/21)
3-Point Att.	7	at Monmouth (11/16/21)
Free Throws	6	at Monmouth (11/16/21)
FT Att.	7	at Monmouth (11/16/21)

MISC. CAREER STATS

Category	Total	Latest
Double-Figure Pts.	34	vs. Holy Cross (1/10/22)
20+ Point Games	8	at Rutgers (11/10/21)
5+ assists	9	vs. Lafayette (2/28/21)
10+ rebounds	1	vs. Bucknell (2/23/20)
Double-Doubles		

MISC. SEASON STATS

Category	Total	Latest
Double-Figure Pts.	5	vs. Holy Cross (1/10/22)
20+ Point Games	1	at Rutgers (11/10/21)
5+ assists		
10+ rebounds		
Double-Doubles		

2021-22 UPDATE

- Scored a team-high 17 points on 5-of-11 shooting (including 2-of-4 from 3-point range) in win over Holy Cross (1/10). Twelve of the points came in the first half.
- Returned to the lineup for the first time in over a month, posting five points, two rebounds, two blocks (to tie a career high), two assists and a steal at Army West Point (1/7).
- Filled up the box score with 15 points, six rebounds, four assists and a career-high tying three steals at Yale (12/1).
- Finished with six points via a pair of 3-pointers vs. Saint Francis (11/28). Added four rebounds and two assists.
- Tallied five points, two rebounds, an assist and steal at Virginia (11/26).
- Posted seven points, three rebounds, an assist, block and three steals vs. Columbia (11/23), including some big steals in the final minutes of the victory.
- Scored four points, all in the second half, at Merrimack (11/19).
- Posted 13 points, two rebounds and a steal at Monmouth (11/16).
- Finished with 15 points, three rebounds and a block in the home opener vs. NJIT (11/13).
- Scored a game-high 21 points behind 9-of-17 shooting, including 3-of-5 from 3-point range in the season opener at Rutgers (11/10). Added two rebounds, three assists and two steals.



BEFORE LEHIGH

Three-star, top 50 shooting guard recruit by ESPN ... According to Prep Hoops Oklahoma, was the No. 5 ranked player in Oklahoma ... Standout at Edmond North High School, garnering numerous awards ... In 2017, was named Oklahoma All-State and All-Metro ... Was also an Oklahoma 6A State Champion, State Tournament MVP and All-Conference Offensive Player of the Year ... Led Edmond North to 27-1 record in 2015-16, advancing to the third round of the state playoffs ... Honorable mention All-State selection in 2015-16, averaging 16 points per game ... Played on two AAU teams, including Team Griffin - averaging 11.8 points and five rebounds per game while shooting 37 percent from three-point range ... Also played for the Omaha Elite which was very competitive in July's NY2LA events ... Father was a standout college basketball player, who also played professionally overseas.

GAME-BY-GAME STATS

				Total		3-Pointers		Free throws		Rebounds											
Opponent	Date	gs	min	fg-fga	pct	3fg-fga	pct	ft-fa	pct	off	def	tot	avg	pf	a	t/o	blk	stl	pts	avg	
at Rutgers	11/10/21	*	36	9-17	.529	3-5	.600	0-1	.000	1	1	2	2.0	1	3	6	0	2	21	21.0	
NJIT	11/13/21	*	31	5-13	.385	1-7	.143	4-6	.667	2	1	3	2.5	2	0	2	1	0	15	18.0	
at Monmouth	11/16/21	*	29	3-11	.273	1-7	.143	6-7	.857	1	1	2	2.3	4	0	4	0	1	13	16.3	
at Merrimack	11/19/21	*	27	1-6	.167	0-2	.000	2-2	1.000	0	0	0	1.8	3	0	2	0	0	4	13.3	
COLUMBIA	11/23/21	*	28	2-6	.333	1-2	.500	2-4	.500	1	2	3	2.0	2	1	2	1	3	7	12.0	
at Virginia	11/26/21	*	30	2-8	.250	1-3	.333	0-0	.000	0	2	2	2.0	1	1	1	0	1	5	10.8	
SAINT FRANCIS (PA)	11/28/21	*	31	2-6	.333	2-5	.400	0-0	.000	1	3	4	2.3	2	2	2	0	0	6	10.1	
at Yale	12/01/21	*	34	6-14	.429	0-3	.000	3-4	.750	2	4	6	2.8	2	4	2	0	3	15	10.8	
at Army West Point	01/07/22		21	2-6	.333	0-1	.000	1-2	.500	0	2	2	2.7	1	2	3	2	1	5	10.1	
HOLY CROSS	01/10/22		28	5-11	.455	2-4	.500	5-6	.833	0	6	6	3.0	3	1	0	0	0	17	10.8	
Totals		8	295	37-98	.378	11-39	.282	23-32	.719	8	22	30	3.0	21	14	24	4	11	108	10.8	

Games played: 10
Minutes/game: 29.5
Points/game: 10.8
FG Pct: 37.8
3FG Pct: 28.2
FT Pct: 71.9

Rebounds/game: 3.0
Assists/game: 1.4
Turnovers/game: 2.4
Assist/turnover ratio: 0.6
Steals/game: 1.1
Blocks/game: 0.4

Career Stats

			Total		3-Point		F-Throws		Rebounds											Scoring	
Season	gp-gs	min/avg	fg-fga	pct	fg-fga	pct	ft-fa	pct	off	def	tot	avg	pf	fo	ast	to	blk	stl	pts	avg	
2017-18	29-10	491/16.9	55-118	.466	26-60	.433	20-23	.870	17	57	74	2.6	39	0	35	27	4	23	156	5.4	
2018-19	12-1	218/18.2	19-45	.422	9-24	.375	2-4	.500	3	23	26	2.2	18	0	14	11	0	9	49	4.1	
2019-20	32-16	906/28.3	100-266	.376	36-102	.353	56-78	.718	17	111	128	4.0	87	1	90	71	1	25	292	9.1	
2020-21	15-15	484/32.3	90-204	.441	17-53	.321	33-49	.673	13	48	61	4.1	39	2	42	37	5	24	230	15.3	
2021-22	10-8	295/29.5	37-98	.378	11-39	.282	23-32	.719	8	22	30	3.0	21	0	14	24	4	11	108	10.8	
TOTAL	98-50	2394/24.4	301-731	.412	99-278	.356	134-186	.720	58	261	319	3.3	204	3	195	170	14	92	835	8.5	



13 KEITH HIGGINS JR.

Fy. • Guard • 6-4 • Arts and Sciences
West Hills, Calif. • Chaminade Prep

CAREER HIGHS

Category	Total	Latest
Points	23	vs. Colgate (1/4/22)
Rebounds	5	vs. Colgate (1/4/22)
Assists	5	vs. UAlbany (12/21/21)
Minutes	37	at American (1/1/22)
Steals	3	at American (1/1/22)
Blocks	1	at American (1/1/22)
Field Goals	8	vs. Colgate (1/4/22)
FG Att.	13	vs. Colgate (1/4/22)
3-Point FG	3	at Army (1/7/22)
3-Point Att.	8	vs. Eastern (12/29/21)
Free Throws	7	vs. Eastern (12/29/21)
FT Att.	8	vs. Eastern (12/29/21)

2021-22 SEASON HIGHS

Category	Total	Latest
Points	23	vs. Colgate (1/4/22)
Rebounds	5	vs. Colgate (1/4/22)
Assists	5	vs. UAlbany (12/21/21)
Minutes	37	at American (1/1/22)
Steals	3	at American (1/1/22)
Blocks	1	at American (1/1/22)
Field Goals	8	vs. Colgate (1/4/22)
FG Att.	13	vs. Colgate (1/4/22)
3-Point FG	3	at Army (1/7/22)
3-Point Att.	8	vs. Eastern (12/29/21)
Free Throws	7	vs. Eastern (12/29/21)
FT Att.	8	vs. Eastern (12/29/21)

MISC. CAREER STATS

Category	Total	Latest
Double-Figure Pts.	5	vs. Holy Cross (1/10/22)
20+ Point Games	1	vs. Colgate (1/4/22)
5+ assists	1	vs. UAlbany (12/21/21)
10+ rebounds		
Double-Doubles		

MISC. SEASON STATS

Category	Total	Latest
Double-Figure Pts.	5	vs. Holy Cross (1/10/22)
20+ Point Games	1	vs. Colgate (1/4/22)
5+ assists	1	vs. UAlbany (12/21/21)
10+ rebounds		
Double-Doubles		

2021-22 UPDATE

- Fifth straight game with double-figure points, scoring 12 on 4-of-8 shooting (including 2-of-4 from three) in win over Holy Cross (1/10).
- Named Patriot League Rookie of the Week on Jan. 10 for performances vs. Colgate and at Army.
- Scored 13 points at Army West Point (1/7) on 5-of-7 shooting, including 3-of-4 from 3-point range. Scored double-figure second-half points (10) for a fourth straight game.
- Career performance in big win over Colgate (1/4), posting a career-high 23 points - 16 coming in the second half. Shot 8-of-13 from the floor while adding five rebounds and four assists. Had zero turnovers in 36 minutes.
- Second straight game with double-figure points, scoring 13 points at American (1/1), 11 coming in the second half. Shot 6-of-11 from the field. Also posted first-career steal, finishing with three, while adding four rebounds, three assists and a block.
- Career effort vs. Eastern (12/29), posting career highs in points (18 - more than double his previous career high) and rebounds (5).
- Making first-career start, had four points, two assists and a rebound at Maryland (12/28).
- Strong effort vs. UAlbany (12/21), posting career highs in points (7) and assists (5) in a career-high 26 minutes while playing the majority of minutes at the point.
- Had a 3-pointer and added an assist vs. Saint Francis (11/28).
- Knocked down a late first-half 3-pointer in win over Columbia (11/23).
- Scored five points (all coming in the second half) at Monmouth (11/16). Also had four rebounds and first-career assist.
- Finished with five points and four rebounds in collegiate debut at Rutgers (11/10).



BEFORE LEHIGH

Out of Chaminade Prep in California ... Named first team All-Mission League and also named first team 2AA CIF (California Interscholastic Federation) ... Scored over 1,300 points over first three seasons, averaging 17.6 points, 4.0 rebounds, 2.1 assists and 2.0 steals per game ... Ranked as a top 100 national shooting guard and top 20 Southern California overall player ... As a senior, scored a school record 51 points on Saturday, May 1, 2021 in a 99-76 win over Santa Clarita Christian.

GAME-BY-GAME STATS

				Total		3-Pointers		Free throws		Rebounds											
Opponent	Date	gs	min	fg-fga	pct	3fg-fga	pct	ft-fga	pct	off	def	tot	avg	pf	a	t/o	blk	stl	pts	avg	
at Rutgers	11/10/21		16	2-5	.400	1-4	.250	0-0	.000	0	4	4	4.0	1	0	1	0	0	5	5.0	
NJIT	11/13/21		11	0-2	.000	0-2	.000	0-0	.000	0	1	1	2.5	1	0	0	0	0	0	2.5	
at Monmouth	11/16/21		16	2-4	.500	1-2	.500	0-0	.000	1	3	4	3.0	1	1	0	0	0	5	3.3	
at Merrimack	11/19/21		6	0-1	.000	0-1	.000	0-0	.000	1	0	1	2.5	2	0	0	0	0	0	2.5	
COLUMBIA	11/23/21		12	1-2	.500	1-1	1.000	0-0	.000	0	1	1	2.2	2	0	0	0	0	3	2.6	
at Virginia	11/26/21		5	0-1	.000	0-1	.000	0-0	.000	0	1	1	2.0	0	0	0	0	0	0	2.2	
SAINT FRANCIS (PA)	11/28/21		17	1-4	.250	1-4	.250	0-0	.000	0	0	0	1.7	2	1	2	0	0	3	2.3	
UMES	12/04/21		3	0-1	.000	0-1	.000	0-0	.000	0	0	0	1.5	2	0	0	0	0	0	2.0	
ALBANY (NY)	12/21/21		26	3-8	.375	1-4	.250	0-2	.000	0	3	3	1.7	4	5	0	0	0	7	2.6	
at Maryland	12/28/21	*	33	2-6	.333	0-3	.000	0-0	.000	0	1	1	1.6	2	2	2	0	0	4	2.7	
EASTERN	12/29/21	*	36	4-13	.308	3-8	.375	7-8	.875	1	4	5	1.9	2	3	2	1	0	18	4.1	
at American	01/01/22	*	37	6-11	.545	1-5	.200	0-0	.000	0	4	4	2.1	2	3	1	1	3	13	4.8	
COLGATE	01/04/22	*	36	8-13	.615	2-6	.333	5-6	.833	1	4	5	2.3	2	4	0	0	0	23	6.2	
at Army West Point	01/07/22	*	31	5-7	.714	3-4	.750	0-2	.000	1	1	2	2.3	1	0	2	0	1	13	6.7	
HOLY CROSS	01/10/22	*	31	4-8	.500	2-4	.500	2-2	1.000	0	2	2	2.3	1	3	2	0	0	12	7.1	
Totals		6	316	38-86	.442	16-50	.320	14-20	.700	5	29	34	2.3	25	22	12	2	4	106	7.1	

Games played: 15
Minutes/game: 21.1
Points/game: 7.1
FG Pct: 44.2
3FG Pct: 32.0
FT Pct: 70.0

Rebounds/game: 2.3
Assists/game: 1.5
Turnovers/game: 0.8
Assist/turnover ratio: 1.8
Steals/game: 0.3
Blocks/game: 0.1

Career Stats

Season	gp-gs		min/avg	Total		3-Point		F-Throws		Rebounds				Scoring			
	gp	gs		fg-fga	pct	fg-fga	pct	ft-fga	pct	off	def	tot	avg	pf	fo	ast	to
2021-22	15	6	316/21.1	38-86	.442	16-50	.320	14-20	.700	5	29	34	2.3	25	0	22	12
TOTAL	15	6	316/21.1	38-86	.442	16-50	.320	14-20	.700	5	29	34	2.3	25	0	22	12



15 REED FENTON

Jr. • Guard • 6-4 • Chemical Engineering
Latrobe, Pa. • Greater Latrobe

CAREER HIGHS

Category	Total	Latest
Points	20	vs. UMES (12/4/21)
Rebounds	8	vs. Lafayette (2/28/21)
Assists	6	vs. Loyola (3/3/20)
Minutes	38	vs. Army (2/1/20)
Steals	2	vs. Colgate (1/4/22)
Blocks	2	at Drake (11/21/19)
Field Goals	7	vs. UMES (12/4/21)
FG Att.	14	vs. Holy Cross (2/12/20)
3-Point FG	6	vs. Army (2/1/20)
3-Point Att.	10	vs. Army (2/1/20)
Free Throws	6	vs. Misericordia (11/18/19)
FT Att.	7	vs. Misericordia (11/18/19)

2021-22 SEASON HIGHS

Category	Total	Latest
Points	20	vs. UMES (12/4/21)
Rebounds	5	vs. Albany (12/21/21)
Assists	4	at American (1/1/22)
Minutes	36	vs. UMES (12/4/21)
Steals	2	vs. Colgate (1/4/22)
Blocks	1	vs. Colgate (1/4/22)
Field Goals	7	vs. UMES (12/4/21)
FG Att.	11	vs. UMES (12/4/21)
3-Point FG	5	vs. UMES (12/4/21)
3-Point Att.	8	vs. UMES (12/4/21)
Free Throws	4	vs. Colgate (1/4/22)
FT Att.	4	vs. Colgate (1/4/22)

MISC. CAREER STATS

Category	Total	Latest
Double-Figure Pts.	12	vs. Colgate (1/4/22)
20+ Point Games	1	vs. UMES (12/4/21)
5+ assists	3	vs. Lafayette (1/2/21)
10+ rebounds		
Double-Doubles		

MISC. SEASON STATS

Category	Total	Latest
Double-Figure Pts.	3	vs. Colgate (1/4/22)
20+ Point Games	1	vs. UMES (12/4/21)
5+ assists		
10+ rebounds		
Double-Doubles		

2021-22 UPDATE

- Posted two points and a rebound vs. Holy Cross (1/10).
- Recorded four rebounds and two assists at Army (1/7).
- Strong effort in big win over Colgate (1/4), posting 12 points, two assists, two steals, a block and rebound. Knocked down two big free throws in final seconds to help seal the victory.
- Dished a season-high four assists in win at American (1/1).
- Had four points, four rebounds and two assists against Eastern (12/29).
- Two points, two rebounds and a steal at Maryland (12/28).
- Tallied seven points, two assists and a season-high five rebounds vs. Albany (12/21).
- Stellar performance vs. Maryland Eastern Shore (12/4), scoring a career-high 20 points via 7-of-11 shooting, including 5-of-8 from 3-point range. Added three rebounds and three assists.
- Strong effort at Yale (12/1), scoring a season-high 12 points while adding two rebounds and a steal.
- Making first start of the season, tallied four points, two rebounds and two assists vs. Saint Francis (11/28).
- Knocked down a 3-pointer, while grabbing four rebounds, at Virginia (11/26).
- Finished with four points, a rebound, assist and steal in win over Columbia (11/23).
- Knocked down a 3-pointer at Monmouth (11/16).
- Had three points, a rebound and assist in the home opener vs. NJIT (11/13).
- Posted six points, including a pair of big dunks, and added a rebound and assist in the season opener at Rutgers (11/10).



BEFORE LEHIGH

Two-time first team All-Section honoree at Greater Latrobe High School ... As a junior, averaged 23 points and five assists while garnering first team All-Section from Pittsburgh Post-Gazette, along with Pittsburgh Tribune Westmoreland County Terrific 10 honors ... As a sophomore, averaged 16 points and four assists, earning second team All-Section ... Named Class 6A first team All-District as a senior ... Westmoreland County Terrific 10 honoree as a junior and senior ... Named Ray Wild Male Athlete of the Year in 2019 ... Also a standout for the PK Flash AAU program ... Was a first team All-Section honoree all four years in volleyball ... Named first team All-State in volleyball as a senior ... Strong in the classroom, graduating in top five percent of his class ... Named Rotary Student of the Month in January of 2019 ... Math Student of the Month in February of 2017 ... Was a Student Council member and member of the National Honor Society.

GAME-BY-GAME STATS

				Total		3-Pointers		Free throws		Rebounds											
Opponent	Date	gs	min	fg-fga	pct	3fg-fga	pct	ft-fa	pct	off	def	tot	avg	pf	a	t/o	blk	stl	pts	avg	
at Rutgers	11/10/21	16		2-5	.400	0-2	.000	2-3	.667	0	1	1	1.0	2	1	0	0	0	6	6.0	
NJIT	11/13/21	13		1-3	.333	1-3	.333	0-0	.000	0	1	1	1.0	2	1	3	0	0	3	4.5	
at Monmouth	11/16/21	14		1-3	.333	1-3	.333	0-0	.000	0	1	1	1.0	1	0	0	0	0	3	4.0	
at Merrimack	11/19/21	11		0-1	.000	0-0	.000	0-0	.000	0	1	1	1.0	0	1	1	0	0	0	3.0	
COLUMBIA	11/23/21	14		2-5	.400	0-2	.000	0-0	.000	0	1	1	1.0	1	1	0	0	1	4	3.2	
at Virginia	11/26/21	16		1-4	.250	1-3	.333	0-0	.000	0	4	4	1.5	0	0	1	0	0	3	3.2	
SAINT FRANCIS (PA)	11/28/21	*	23	1-6	.167	0-3	.000	2-2	1.000	0	2	2	1.6	3	2	1	0	0	4	3.3	
at Yale	12/01/21	*	20	5-10	.500	2-5	.400	0-1	.000	0	2	2	1.6	3	0	2	0	1	12	4.4	
UMES	12/04/21	*	36	7-11	.636	5-8	.625	1-2	.500	1	2	3	1.8	2	3	1	0	0	20	6.1	
ALBANY (NY)	12/21/21	*	28	3-10	.300	1-4	.250	0-0	.000	0	5	5	2.1	3	2	0	0	0	7	6.2	
at Maryland	12/28/21	*	24	0-6	.000	0-4	.000	2-2	1.000	0	2	2	2.1	3	0	1	0	1	2	5.8	
EASTERN	12/29/21	*	14	1-4	.250	0-0	.000	2-2	1.000	1	3	4	2.3	0	2	1	0	0	4	5.7	
at American	01/01/22	*	24	0-5	.000	0-4	.000	1-2	.500	0	1	1	2.2	1	4	1	0	1	1	5.3	
COLGATE	01/04/22	21		3-6	.500	2-3	.667	4-4	1.000	0	1	1	2.1	2	2	0	1	2	12	5.8	
at Army West Point	01/07/22	17		0-4	.000	0-2	.000	0-0	.000	1	3	4	2.2	1	2	1	0	0	0	5.4	
HOLY CROSS	01/10/22	12		1-3	.333	0-1	.000	0-0	.000	0	1	1	2.1	0	0	0	0	0	2	5.2	
Totals		7	303	28-86	.326	13-47	.277	14-18	.778	3	31	34	2.1	24	21	13	1	6	83	5.2	

Games played: 16
Minutes/game: 18.9
Points/game: 5.2
FG Pct: 32.6
3FG Pct: 27.7
FT Pct: 77.8

Rebounds/game: 2.1
Assists/game: 1.3
Turnovers/game: 0.8
Assist/turnover ratio: 1.6
Steals/game: 0.4
Blocks/game: 0.1

Career Stats

Season	gp-gs	min/avg	Total		3-Point		F-Throws		Rebounds				Scoring							
			fg-fga	pct	fg-fga	pct	ft-fa	pct	off	def	tot	avg	pf	fo	ast	to	blk	stl	pts	avg
2019-20	32-27	824/25.8	79-196	.403	29-89	.326	28-42	.667	13	60	73	2.3	64	1	39	32	8	20	215	6.7
2020-21	15-9	398/26.5	26-86	.302	12-49	.245	23-26	.885	5	33	38	2.5	25	0	22	15	2	12	87	5.8
2021-22	16-7	303/18.9	28-86	.326	13-47	.277	14-18	.778	3	31	34	2.1	24	0	21	13	1	6	83	5.2
TOTAL	63-43	1525/24.2	133-368	.361	54-185	.292	65-86	.756	21	124	145	2.3	113	1	82	60	11	38	385	6.1



20 JAYSHEN SAIGAL

So. • Guard • 6-2 • Business
Scarsdale, N.Y. • Scarsdale

CAREER HIGHS

Category	Total	Latest
Points	3	vs. NJIT (11/13/21)
Rebounds	1	at Virginia (11/26/21)
Assists	1	at Virginia (11/26/21)
Minutes	3	at Bucknell (11/31/21)
Steals	1	vs. Saint Francis (11/28/21)
Blocks		
Field Goals	1	at Virginia (11/26/21)
FG Att.	1	at Virginia (11/26/21)
3-Point FG	1	at Virginia (11/26/21)
3-Point Att.	1	at Virginia (11/26/21)
Free Throws		
FT Att.		

2020-21 SEASON HIGHS

Category	Total	Latest
Points	3	vs. NJIT (11/13/21)
Rebounds	1	at Virginia (11/26/21)
Assists	1	at Virginia (11/26/21)
Minutes	2	at Virginia (11/26/21)
Steals	1	vs. Saint Francis (11/28/21)
Blocks		
Field Goals	1	at Virginia (11/26/21)
FG Att.	1	at Virginia (11/26/21)
3-Point FG	1	at Virginia (11/26/21)
3-Point Att.	1	at Virginia (11/26/21)
Free Throws		
FT Att.		

MISC. CAREER STATS

Category	Total	Latest
Double-Figure Pts.		
20+ Point Games		
5+ assists		
10+ rebounds		
Double-Doubles		

MISC. SEASON STATS

Category	Total	Latest
Double-Figure Pts.		
20+ Point Games		
5+ assists		
10+ rebounds		
Double-Doubles		

2021-22 UPDATE

- Saw first Patriot League action of the season, at Army West Point (1/7).
- Played in the final minute against UAlbany (12/21).
- Saw action late vs. Saint Francis (11/28), tallying first-career steal.
- Recorded first-career 2-point field goal late at Virginia (11/26). Added first-career rebound and assist.
- Scored first collegiate points, knocking down a 3-pointer late in the home opener vs. NJIT (11/13).

BEFORE LEHIGH

Named All-League, All-Conference and All-Section as a senior at Scarsdale High School ... Finished season with averages of 20.8 points, 9.4 rebounds and 3.8 assists ... Named LHBCA first team and 13th team All-State (New York) ... In 2019, was named All-State honorable mention ... Averaged 15 points, 8.2 rebounds and 4.2 assists.



GAME-BY-GAME STATS

Opponent	Date	gs	min	fg-fga	pct	3fg-fga	pct	ft-fga	pct	Rebounds	off	def	tot	avg	pf	a	t/o	blk	stl	pts	avg
NJIT	11/13/21	2	1-1	1.000	1-1	1.000	0-0	.000	0-0	.000	0	0	0	0.0	0	0	0	0	0	3	3.0
at Virginia	11/26/21	2	1-1	1.000	0-0	.000	0-0	.000	0-0	.000	1	0	1	0.5	0	1	0	0	0	2	2.5
SAINT FRANCIS (PA)	11/28/21	1	0-0	.000	0-0	.000	0-0	.000	0-0	.000	0	0	0	0.3	0	0	0	0	1	0	1.7
ALBANY (NY)	12/21/21	1	0-0	.000	0-0	.000	0-0	.000	0-0	.000	0	0	0	0.3	0	0	0	0	0	0	1.3
at Army West Point	01/07/22	1	0-0	.000	0-0	.000	0-0	.000	0-0	.000	0	0	0	0.2	0	0	0	0	0	0	1.0
Totals		0	7	2-2	1.000	1-1	1.000	0-0	.000		1	0	1	0.2	0	1	0	0	1	5	1.0

Games played: 5
Minutes/game: 1.4
Points/game: 1.0
FG Pct: 100.0
3FG Pct: 100.0

Rebounds/game: 0.2
Assists/game: 0.2
Assist/turnover ratio: 99.9
Steals/game: 0.2

Career Stats

Season	gp-gs	min/avg	Total	3-Point	F-Throws	Rebounds	pf	fo	ast	to	blk	stl	Scoring
			fg-fga	pct	fg-fga	pct	ft-fga	pct	off	def	tot	avg	pts
2020-21	4-0	5/1.3	0-1 .000	0-1 .000	0-0 .000	0 0	0	0	0	0	0	0	0 0.0
2021-22	5-0	7/1.4	2-2 1.000	1-1 1.000	0-0 .000	1 0	1	0	1	0	0	1	5 1.0
TOTAL	9-0	12/1.3	2-3 .667	1-2 .500	0-0 .000	1 0	1	0	1	0	0	1	5 0.6



21 BURKE CHEBUHAR

Fy. · Forward · 6-8 · Business
Marietta, Ga. · The Walker School

CAREER HIGHS

Category	Total	Latest
Points	1	vs. Saint Francis (11/28/21)
Rebounds		
Assists	1	vs. UAlbany (12/21/21)
Minutes	2	at Maryland (12/28/21)
Steals		
Blocks		
Field Goals		
FG Att.	1	at Virginia (11/26/21)
3-Point FG		
3-Point Att.	1	at Virginia (11/26/21)
Free Throws	1	vs. Saint Francis (11/28/21)
FT Att.	2	vs. Saint Francis (11/28/21)

2021-22 SEASON HIGHS

Category	Total	Latest
Points	1	vs. Saint Francis (11/28/21)
Rebounds		
Assists	1	vs. UAlbany (12/21/21)
Minutes	2	at Maryland (12/28/21)
Steals		
Blocks		
Field Goals		
FG Att.	1	at Virginia (11/26/21)
3-Point FG		
3-Point Att.	1	at Virginia (11/26/21)
Free Throws	1	vs. Saint Francis (11/28/21)
FT Att.	2	vs. Saint Francis (11/28/21)

MISC. CAREER STATS

Category	Total	Latest
Double-Figure Pts.		
20+ Point Games		
5+ assists		
10+ rebounds		
Double-Doubles		

MISC. SEASON STATS

Category	Total	Latest
Double-Figure Pts.		
20+ Point Games		
5+ assists		
10+ rebounds		
Double-Doubles		

2021-22 UPDATE

- Played in first-career Patriot League game, at Army West Point (1/7).
- Saw action at Maryland (12/29).
- Dished first-career assist against UAlbany (12/21).
- Tallied first-career point vs. Saint Francis (11/28), knocking down a late second-half free throw.
- Played final two minutes at Virginia (11/26), putting up first-career field-goal attempt (a 3-pointer).
- Saw first-collegiate action in the season opener vs. NJIT (11/13).

BEFORE LEHIGH

Four-year varsity player and captain senior year at The Walker School ... Was a 1,000 point scorer ... The Walker School's all-time leading rebounder ... Won the Deflection Award junior year ... As a senior, was awarded "The Wolverine Award" - given to the player who exemplifies leadership, integrity, work ethic and academic excellence on a daily basis ... Helped lead team to the Sweet Sixteen in the Georgia High School Basketball Tournament 1A Division in 2017-2018 and 2018-2019 ... Advanced to the Elite Eight in the 2019-2020 season ... Was a second -team all-region honoree in 2016-2017, 2017-2018 and 2019-2020 ... Off the court, was one of 16 seniors selected for The Walker School's competitive Peer Leadership Program. Students are selected for being positive role models, leadership, and scholarship ... In the position, mentored an incoming freshman advisory with a fellow classmate...transfer from Bowdoin College.



GAME-BY-GAME STATS

Opponent	Date	gs	min	Total fg-fga	pct	3-Pointers fg-fga	pct	Free throws ft-fta	pct	Rebounds off	def	tot	avg	pf	a	t/o	blk	stl	pts	avg
NJIT	11/13/21	2	0-0	.000	0-0	.000	0-0	.000	0-0	.000	0	0	0	0.0	0	0	0	0	0	0.0
at Virginia	11/26/21	2	0-1	.000	0-1	.000	0-0	.000	0-0	.000	0	0	0	0.0	0	0	0	0	0	0.0
SAINT FRANCIS (PA)	11/28/21	1	0-0	.000	0-0	.000	1-2	.500	0	0	0	0	0.0	0	0	0	0	0	1	0.3
ALBANY (NY)	12/21/21	1	0-0	.000	0-0	.000	0-0	.000	0-0	.000	0	0	0	0.0	0	1	0	0	0	0.3
at Maryland	12/28/21	2	0-0	.000	0-0	.000	0-0	.000	0-0	.000	0	0	0	0.0	0	0	1	0	0	0.2
at Army West Point	01/07/22	1	0-0	.000	0-0	.000	0-0	.000	0-0	.000	0	0	0	0.0	0	0	0	0	0	0.2
Totals		0	9	0-1	.000	0-1	.000	1-2	.500	0	0	0	0.0	0	1	1	0	0	1	0.2

Games played: 6
Minutes/game: 1.5
Points/game: 0.2
FG Pct: 0.0
3FG Pct: 0.0
FT Pct: 50.0

Assists/game: 0.2
Turnovers/game: 0.2
Assist/turnover ratio: 1.0

Career Stats

Season	gp-gs	min/avg	Total fg-fga	pct	3-Point fg-fga	pct	F-Throws ft-fta	pct	Rebounds off	def	tot	avg	pf	fo	ast	to	blk	stl	Scoring pts	avg
2021-22	6-0	9/1.5	0-1	.000	0-1	.000	1-2	.500	0	0	0	0.0	0	0	1	1	0	0	1	0.2
TOTAL	6-0	9/1.5	0-1	.000	0-1	.000	1-2	.500	0	0	0	0.0	0	0	1	1	0	0	1	0.2



22 TYLER WHITNEY-SIDNEY

Fy. • G • 6-2 • Arts and Sciences
Somerville, Mass. • Brooks School

CAREER HIGHS

Category	Total	Latest
Points	8	vs. Colgate (1/4/22)
Rebounds	5	vs. Holy Cross (1/10/22)
Assists	3	vs. NJIT (11/13/21)
Minutes	29	vs. Colgate (1/4/22)
Steals	2	at Army (1/7/22)
Blocks		
Field Goals	4	vs. Colgate (1/4/22)
FG Att.	9	vs. Holy Cross (1/10/22)
3-Point FG		
3-Point Att.	2	vs. UAlbany (12/21/21)
Free Throws	3	vs. Holy Cross (1/10/22)
FT Att.	4	vs. Holy Cross (1/10/22)

2020-21 SEASON HIGHS

Category	Total	Latest
Points	8	vs. Colgate (1/4/22)
Rebounds	5	vs. Holy Cross (1/10/22)
Assists	3	vs. NJIT (11/13/21)
Minutes	29	vs. Colgate (1/4/22)
Steals	2	at Army (1/7/22)
Blocks		
Field Goals	4	vs. Colgate (1/4/22)
FG Att.	9	vs. Holy Cross (1/10/22)
3-Point FG		
3-Point Att.	2	vs. UAlbany (12/21/21)
Free Throws	3	vs. Holy Cross (1/10/22)
FT Att.	4	vs. Holy Cross (1/10/22)

MISC. CAREER STATS

Category	Total	Latest
Double-Figure Pts.		
20+ Point Games		
5+ assists		
10+ rebounds		
Double-Doubles		

MISC. SEASON STATS

Category	Total	Latest
Double-Figure Pts.		
20+ Point Games		
5+ assists		
10+ rebounds		
Double-Doubles		

2021-22 UPDATE

- Finished with a career-high nine points, five rebounds, two assists and a steal vs. Holy Cross (1/10).
- Posted five points, a rebound, two assists and two steals at Army West Point (1/7).
- Impressive effort in first-career start, setting or tying career highs in points (8), minutes (29), steals (2), field goals made (4) and field goals attempted (9) in big win over Colgate (1/4). Also had one assist and zero turnovers.
- Served as spark in Patriot League opening win at American (1/1), scoring Lehigh's first four points of the second half while also providing strong defensive energy. Finished with a game-best plus/minus of plus 16. Tied a career-high 18 minutes.
- Had an assist and steal vs. UAlbany (12/21).
- Tallied two points, two rebounds and an assist against Maryland Eastern Shore (12/4).
- Finished with two points, three rebounds and two assists at Virginia (11/26).
- Had two points and two steals in win over Columbia (11/23).
- Playing in front of many friends and family in a homecoming game, posted two points, an assist, rebound and first-career steal at Merrimack (11/19).
- Posted two points and a rebound at Monmouth (11/16).
- Scored first-collegiate points, finishing with five - along with three assists - in the home opener vs. NJIT (11/13).
- Grabbed a rebound in collegiate debut at Rutgers (11/10).



BEFORE LEHIGH

From the Brooks School, was named a three-star recruit by both ESPN and Rivals ... Top 50 nationally ranked point guard according to Corey Evans ... Finished senior year as the No. 1 ranked point guard in Massachusetts by ESPN and top five overall in the state ... Named All-NEPSAC and All-ISL as a sophomore ... In 2018, scored 35 points in a game, which was the school's second-highest total in the past 20 years for a Brooks player ... Through his junior year, owned 1,145 career points, averaging 13.4 points and 4.1 rebounds over his high school career ... Named a prefect at Brooks School - a significant leadership distinction for a senior. Prefects are appointed to work with the younger students and help them feel welcome as they adjust to living away from home. Prefects are student leaders, described as doers and omnipresent on campus; they give of themselves and their talents generously.

GAME-BY-GAME STATS

				Total		3-Pointers		Free throws		Rebounds											
Opponent	Date	gs	min	fg-fga	pct	3fg-fga	pct	ft-fa	pct	off	def	tot	avg	pf	a	t/o	blk	stl	pts	avg	
at Rutgers	11/10/21	12	14	0-4	.000	0-0	.000	0-0	.000	1	0	1	1.0	3	0	2	0	0	0	0.0	
NJIT	11/13/21	14	1-2	.500	0-1	.000	3-4	.750	0	0	0	0	0.5	4	3	2	0	0	5	2.5	
at Monmouth	11/16/21	6	1-2	.500	0-1	.000	0-0	.000	0	1	1	1	0.7	1	0	2	0	0	2	2.3	
at Merrimack	11/19/21	18	1-2	.500	0-0	.000	0-0	.000	0	1	1	0.8	2	1	3	0	0	1	2	2.3	
COLUMBIA	11/23/21	7	0-1	.000	0-0	.000	2-4	.500	0	0	0	0	0.6	0	0	0	0	2	2	2.2	
at Virginia	11/26/21	14	0-2	.000	0-0	.000	2-2	1.000	0	3	3	1.0	0	2	3	0	0	2	2.2		
SAINT FRANCIS (PA)	11/28/21	2	0-0	.000	0-0	.000	0-0	.000	0	0	0	0.9	1	0	1	0	0	0	0	1.9	
UMES	12/04/21	9	1-1	1.000	0-0	.000	0-0	.000	0	2	2	1.0	2	1	3	0	0	2	1.9		
ALBANY (NY)	12/21/21	13	0-4	.000	0-2	.000	0-0	.000	0	0	0	0.9	0	1	3	0	1	0	1.7		
at American	01/01/22	18	1-5	.200	0-1	.000	2-2	1.000	0	2	2	1.0	3	0	1	0	0	4	1.9		
COLGATE	01/04/22	* 29	4-9	.444	0-1	.000	0-1	.000	2	0	2	1.1	0	1	0	0	2	8	2.5		
at Army West Point	01/07/22	* 17	2-7	.286	0-1	.000	1-1	1.000	0	1	1	1.1	4	2	2	0	2	5	2.7		
HOLY CROSS	01/10/22	* 28	3-9	.333	0-1	.000	3-4	.750	0	5	5	1.4	3	2	1	0	1	9	3.2		
Totals		3	187	14-48	.292	0-8	.000	13-18	.722	3	15	18	1.4	23	13	23	0	9	41	3.2	

Games played: 13
Minutes/game: 14.4
Points/game: 3.2
FG Pct: 29.2
3FG Pct: 0.0
FT Pct: 72.2

Rebounds/game: 1.4
Assists/game: 1.0
Turnovers/game: 1.8
Assist/turnover ratio: 0.6
Steals/game: 0.7

Career Stats

			Total		3-Point		F-Throws		Rebounds											Scoring	
Season	gp-gs	min/avg	fg-fga	pct	fg-fga	pct	ft-fa	pct	off	def	tot	avg	pf	fo	ast	to	blk	stl	pts	avg	
2021-22	13-3	187/14.4	14-48	.292	0-8	.000	13-18	.722	3	15	18	1.4	23	0	13	23	0	9	41	3.2	
TOTAL	13-3	187/14.4	14-48	.292	0-8	.000	13-18	.722	3	15	18	1.4	23	0	13	23	0	9	41	3.2	



25 BEN KNOSTMAN

Fy. · Guard · 6-5 · Arts and Sciences
Dayton, Ohio. · Tippecanoe High School

CAREER HIGHS

Category	Total	Latest
Points	5	vs. Columbia (11/23/21)
Rebounds	4	at Merrimack (11/19/21)
Assists	6	vs. UMES (12/4/21)
Minutes	33	vs. Columbia (11/23/21)
Steals	2	vs. Eastern (12/29/21)
Blocks	1	at Monmouth (11/16/21)
Field Goals	2	vs. Columbia (11/23/21)
FG Att.	3	vs. Columbia (11/23/21)
3-Point FG	1	vs. Columbia (11/23/21)
3-Point Att.	2	vs. Columbia (11/23/21)
Free Throws	1	at Monmouth (11/16/21)
FT Att.	2	at Monmouth (11/16/21)

2021-22 SEASON HIGHS

Category	Total	Latest
Points	5	vs. Columbia (11/23/21)
Rebounds	4	at Merrimack (11/19/21)
Assists	6	vs. UMES (12/4/21)
Minutes	33	vs. Columbia (11/23/21)
Steals	2	vs. Eastern (12/29/21)
Blocks	1	at Monmouth (11/16/21)
Field Goals	2	vs. Columbia (11/23/21)
FG Att.	3	vs. Columbia (11/23/21)
3-Point FG	1	vs. Columbia (11/23/21)
3-Point Att.	2	vs. Columbia (11/23/21)
Free Throws	1	at Monmouth (11/16/21)
FT Att.	2	at Monmouth (11/16/21)

MISC. CAREER STATS

Category	Total	Latest
Double-Figure Pts.		
20+ Point Games		
5+ assists		
10+ rebounds		
Double-Doubles		

MISC. SEASON STATS

Category	Total	Latest
Double-Figure Pts.		
20+ Point Games		
5+ assists		
10+ rebounds		
Double-Doubles		

2021-22 UPDATE

- Recorded four assists and two steals vs. Eastern (12/29).
- Had two points, two rebounds, an assist and steal at Maryland (12/28).
- Dished a career-high six assists, while also grabbing three rebounds, vs. Maryland Eastern Shore (12/4).
- Two points, three rebounds and three assists at Yale (12/1).
- Knocked down a 3-pointer, while adding two assists vs. Saint Francis (11/28).
- Recorded three rebounds and an assist at Virginia (11/26).
- Solid all-around effort, posting five points, four assists and two steals in win over Columbia (11/23). Was 2-of-3 from the field and 1-of-2 from 3-point range.
- Posted four rebounds and four assists at Merrimack (11/19).
- Had a point, four assists and first-career block and steal at Monmouth (11/16).
- Knocked down first-collegiate 3-pointer in the home opener vs. NJIT (11/13).
- Strong collegiate debut at Rutgers (11/10), posting four points and four assists while turning the ball over just once in 28 minutes running the point. Shot 2-of-3 from the field.



BEFORE LEHIGH

Averaged 14.1 points, 9.1 assists, 9.1 rebounds, 2.3 steals and 2.2 blocks per game as a senior ... Along with his tremendous statistics, led Tippecanoe High School to an undefeated record in its league, and the team's first district championship in

GAME-BY-GAME STATS

				Total		3-Pointers		Free throws		Rebounds											
Opponent	Date	gs	min	fg-fga	pct	3fg-fga	pct	ft-fga	pct	off	def	tot	avg	pf	a	t/o	blk	stl	pts	avg	
at Rutgers	11/10/21	*	28	2-3	.667	0-0	.000	0-0	.000	0	3	3	3.0	3	4	1	0	0	4	4.0	
NJIT	11/13/21	*	21	1-2	.500	1-2	.500	0-0	.000	0	1	1	2.0	4	0	6	0	0	3	3.5	
at Monmouth	11/16/21	*	27	0-0	.000	0-0	.000	1-2	.500	0	1	1	1.7	1	4	3	1	1	1	2.7	
at Merrimack	11/19/21	*	24	0-0	.000	0-0	.000	0-0	.000	1	3	4	2.3	1	4	1	0	0	0	2.0	
COLUMBIA	11/23/21	*	33	2-3	.667	1-2	.500	0-0	.000	0	0	0	1.8	1	4	4	0	2	5	2.6	
at Virginia	11/26/21	*	16	0-3	.000	0-1	.000	0-0	.000	1	2	3	2.0	1	1	5	0	0	0	2.2	
SAINT FRANCIS (PA)	11/28/21		14	1-1	1.000	1-1	1.000	0-0	.000	0	0	0	1.7	2	2	1	0	0	3	2.3	
at Yale	12/01/21		15	1-2	.500	0-0	.000	0-0	.000	0	3	3	1.9	1	3	2	0	0	2	2.3	
UMES	12/04/21	*	31	0-1	.000	0-1	.000	0-0	.000	1	2	3	2.0	2	6	4	2	0	0	2.0	
ALBANY (NY)	12/12/21	*	12	0-0	.000	0-0	.000	0-0	.000	0	1	1	1.9	0	0	4	0	0	0	1.8	
at Maryland	12/28/21		21	1-2	.500	0-1	.000	0-0	.000	0	2	2	1.9	3	1	1	0	1	2	1.8	
EASTERN	12/29/21		17	0-0	.000	0-0	.000	0-0	.000	0	1	1	1.8	2	4	4	0	2	0	1.7	
at American	01/01/22		2	0-1	.000	0-0	.000	0-0	.000	0	0	0	1.7	0	0	0	0	0	0	1.5	
COLGATE	01/04/22		4	0-1	.000	0-1	.000	0-0	.000	0	0	0	1.6	0	1	0	0	0	0	1.4	
at Army West Point	01/07/22		2	0-0	.000	0-0	.000	0-0	.000	0	0	0	1.5	0	0	1	0	0	0	1.3	
Totals		8	267	8-19	.421	3-9	.333	1-2	.500	3	19	22	1.5	21	34	37	3	6	20	1.3	

Games played: 15
Minutes/game: 17.8
Points/game: 1.3
FG Pct: 42.1
3FG Pct: 33.3
FT Pct: 50.0

Rebounds/game: 1.5
Assists/game: 2.3
Turnovers/game: 2.5
Assist/turnover ratio: 0.9
Steals/game: 0.4
Blocks/game: 0.2

Career Stats

Season	gp-gs	min/avg	Total fg-fga	pct	3-Point fg-fga	pct	F-Throws ft-fga	pct	Rebounds off	def	tot	avg	pf	fo	ast	to	blk	stl	Scoring pts	avg
2021-22	15-8	267/17.8	8-19	.421	3-9	.333	1-2	.500	3	19	22	1.5	21	0	34	37	3	6	20	1.3
TOTAL	15-8	267/17.8	8-19	.421	3-9	.333	1-2	.500	3	19	22	1.5	21	0	34	37	3	6	20	1.3



35 DOMINIC PAROLIN

So. · Forward/Center · 6-8 · Mathematics
Coquitlam, B.C. · Centennial Secondary

CAREER HIGHS

Category	Total	Latest
Points	15	at Loyola (2/21/21)
Rebounds	14	at Rutgers (11/10/21)
Assists	5	at Holy Cross (1/23/21)
Minutes	38	at Rutgers (11/10/21)
Steals	2	at Army (1/7/22)
Blocks	3	vs. Saint Francis (11/28/21)
Field Goals	7	at Loyola (2/21/21)
FG Att.	11	at Loyola (2/21/21)
3-Point FG		
3-Point Att.	1	vs. UMES (12/4/21)
Free Throws	6	at Lafayette (1/3/21)
FT Att.	7	at Rutgers (11/10/21)

2021-22 SEASON HIGHS

Category	Total	Latest
Points	13	at Rutgers (11/10/21)
Rebounds	14	at Rutgers (11/10/21)
Assists	3	vs. UMES (12/4/21)
Minutes	38	at Rutgers (11/10/21)
Steals	2	at Army (1/7/22)
Blocks	3	vs. Saint Francis (11/28/21)
Field Goals	5	vs. Columbia (11/23/21)
FG Att.	9	at Merrimack (11/19/21)
3-Point FG		
3-Point Att.	1	vs. Holy Cross (1/10/22)
Free Throws	5	at Rutgers (11/10/21)
FT Att.	7	at Rutgers (11/10/21)

MISC. CAREER STATS

Category	Total	Latest
Double-Figure Pts.	8	vs. Holy Cross (1/10/22)
20+ Point Games		
5+ assists	1	at Holy Cross (1/23/21)
10+ rebounds	3	at Merrimack (11/19/21)
Double-Doubles	1	at Loyola (2/21/21)

MISC. SEASON STATS

Category	Total	Latest
Double-Figure Pts.	6	vs. Holy Cross (1/10/22)
20+ Point Games		
5+ assists		
10+ rebounds	2	at Merrimack (11/19/21)

2021-22 UPDATE

- Had 10 second-half points for a second straight game, finishing the game with 12 in a win over Holy Cross (1/10). Was 4-of-6 from the floor and 4-of-4 from the free throw line, while adding nine rebounds, three assists and a block.
- Scored all 10 of his points at Army West Point (1/7) in the second half. Finished 3-of-4 from the field while adding two rebounds, an assist and two steals (to tie a career high).
- Recorded two points, a rebound and steal in win vs. Colgate (1/4).
- Had two rebounds, two assists and a big block in the final minute of win at American (1/1).
- Posted four points, six rebounds and a block vs. Eastern (12/29).
- Tallied four rebounds, an assist, block and steal at Maryland (12/28).
- Two points, one rebound and one block in limited minutes vs. Albany (12/21).
- Had 11 points, five rebounds and three assists vs. Maryland Eastern Shore (12/4).
- Finished with nine points, a block and five rebounds at Yale (12/1). Four of the rebounds were on the offensive end.
- Posted three points, six rebounds, three blocks, three assists and a steal vs. Saint Francis (11/28).
- Four points, five rebounds and a steal at Virginia (11/26).
- Tallied 12 points on 5-of-6 shooting, while adding seven rebounds, three assists, two blocks and a steal in impressive all-around effort vs. Columbia (11/23).
- Scored four points while grabbing 12 rebounds and adding two assists and a block at Merrimack (11/19).
- Finished with 10 points, seven rebounds and career-high tying three blocks at Monmouth (11/16).
- Had two points, five rebounds, two assists and a steal in the home opener vs. NJIT (11/13).
- Impressed in season opener at Rutgers (11/10). Making first-career start, posted second-career double-double with 13 points and a career-high 14 rebounds in a career-high 38 minutes. Also had two assists and a block.



BEFORE LEHIGH

Averaged 29 points, 17 rebounds, 4.7 assists, 4.3 blocks and 3.2 steals during an impressive high school career at Centennial Secondary School ... Included were averages of 31 points, 17 rebounds, five assists and three blocks as a senior ... Led team to a No. 1 ranking in the province for the first half of his senior year ... Led team to a fifth-place finish in Provincial Championship, averaging 36 points and being named a first team All-Star ... Served as a team captain as a senior ... Named Fraser North Regional Tournament MVP ... Named a BC Provincial First All-Star and was a Canadian All-Star ... Named to the Biosteel All-Canadian Team as a top 24 high school player in the country ... Also highlighted as the biggest sleeper in his class by North Pole Hoops ... Had a 41-point, 20-rebound effort in a Tsumura Basketball Invitational championship final victory, which helped him earn tournament MVP ... Garnered an invitation to the Canadian U18 National Team's final selection camp ... In the summer of 2019, was a member of the BC Provincial U17 team ... Also competed for Drive Basketball in the Under Armour Rise Circuit ... In the classroom, posted a stellar 4.0 grade point average throughout high school.

GAME-BY-GAME STATS

Opponent	Date	gs	min	Total		3-Pointers		Free throws		Rebounds				pf	a	t/o	blk	stl	pts	avg	
				fg-fga	pct	3fg-fga	pct	ft-fa	pct	off	def	tot	avg								
at Rutgers	11/10/21	*	38	4-7	.571	0-0	.000	5-7	.714	2	12	14	14.0	3	2	4	1	0	13	13.0	
NJIT	11/13/21	*	20	0-1	.000	0-0	.000	2-2	1.000	1	4	5	9.5	3	2	2	0	1	2	7.5	
at Monmouth	11/16/21	*	30	4-9	.444	0-0	.000	2-3	.667	1	6	7	8.7	4	0	3	3	0	10	8.3	
at Merrimack	11/19/21	*	34	1-9	.111	0-0	.000	2-3	.667	4	8	12	9.5	3	2	2	1	0	4	7.3	
COLUMBIA	11/23/21	*	27	5-6	.833	0-0	.000	2-3	.667	3	4	7	9.0	2	3	1	2	1	12	8.2	
at Virginia	11/26/21	*	18	2-4	.500	0-0	.000	0-0	.000	2	3	5	8.3	0	0	1	0	1	4	7.5	
SAINT FRANCIS (PA)	11/28/21	*	27	1-4	.250	0-0	.000	1-2	.500	3	3	6	8.0	0	3	1	3	1	3	6.9	
at Yale	12/01/21	*	31	4-8	.500	0-0	.000	1-2	.500	4	1	5	7.6	3	1	2	1	0	9	7.1	
UMES	12/04/21	*	29	4-8	.500	0-1	.000	3-3	1.000	1	4	5	7.3	2	3	5	0	0	11	7.6	
ALBANY (NY)	12/21/21		12	1-2	.500	0-0	.000	0-0	.000	0	1	1	6.7	2	0	1	1	0	2	7.0	
at Maryland	12/28/21		21	0-4	.000	0-0	.000	0-0	.000	2	2	4	6.5	3	1	1	1	1	0	6.4	
EASTERN	12/29/21		19	2-5	.400	0-1	.000	0-2	.000	2	4	6	6.4	2	0	0	1	0	4	6.2	
at American	01/01/22		14	0-1	.000	0-0	.000	0-0	.000	1	1	2	6.1	2	2	2	1	0	0	5.7	
COLGATE	01/04/22		10	1-3	.333	0-0	.000	0-0	.000	1	0	1	5.7	2	0	0	0	1	2	5.4	
at Army West Point	01/07/22		21	3-4	.750	0-0	.000	4-6	.667	0	2	2	5.5	3	1	1	0	2	10	5.7	
HOLY CROSS	01/10/22		25	4-6	.667	0-1	.000	4-4	1.000	2	7	9	5.7	1	3	2	1	0	12	6.1	
Totals			9	376	36-81	.444	0-3	.000	26-37	.703	29	62	91	5.7	35	23	28	16	8	98	6.1

Games played: 16
Minutes/game: 23.5
Points/game: 6.1
FG Pct: 44.4
3FG Pct: 0.0
FT Pct: 70.3

Rebounds/game: 5.7
Assists/game: 1.4
Turnovers/game: 1.8
Assist/turnover ratio: 0.8
Steals/game: 0.5
Blocks/game: 1.0

Career Stats

			Total		3-Point		F-Throws		Rebounds										Scoring	
Season	gp-gs	min/avg	fg-fga	pct	fg-fga	pct	ft-fa	pct	off	def	tot	avg	pf	fo	ast	to	blk	stl	pts	avg
2020-21	15-0	282/18.8	32-68	.471	0-1	.000	28-36	.778	25	40	65	4.3	27	0	13	13	5	10	92	6.1
2021-22	16-9	376/23.5	36-81	.444	0-3	.000	26-37	.703	29	62	91	5.7	35	0	23	28	16	8	98	6.1
TOTAL	31-9	658/21.2	68-149	.456	0-4	.000	54-73	.740	54	102	156	5.0	62	0	36	41	21	18	190	6.1



42 JT TAN

So. · Center · 6-8 · Arts and Sciences
Redondo Beach, Calif. · Rolling Hills Prep

CAREER HIGHS

Category	Total	Latest
Points	1	vs. NJIT (11/13/21)
Rebounds	1	vs. Saint Francis (11/28/21)
Assists		
Minutes	6	vs. UMES (12/4/21)
Steals	1	vs. NJIT (11/13/21)
Blocks		
Field Goals		
FG Att.	3	vs. NJIT (11/13/21)
3-Point FG		
3-Point Att.		
Free Throws	1	vs. NJIT (11/13/21)
FT Att.	2	vs. NJIT (11/13/21)

2021-22 SEASON HIGHS

Category	Total	Latest
Points	1	vs. NJIT (11/13/21)
Rebounds	1	vs. Saint Francis (11/28/21)
Assists		
Minutes	6	vs. UMES (12/4/21)
Steals	1	vs. NJIT (11/13/21)
Blocks		
Field Goals		
FG Att.	3	vs. NJIT (11/13/21)
3-Point FG		
3-Point Att.		
Free Throws	1	vs. NJIT (11/13/21)
FT Att.	2	vs. NJIT (11/13/21)

MISC. CAREER STATS

Category	Total	Latest
Double-Figure Pts.		
20+ Point Games		
5+ assists		
10+ rebounds		
Double-Doubles		

MISC. SEASON STATS

Category	Total	Latest
Double-Figure Pts.		
20+ Point Games		
5+ assists		
10+ rebounds		
Double-Doubles		

2021-22 UPDATE

- Tied a career-high six minutes played against Maryland Eastern Shore (12/4).
- Grabbed a rebound late vs. Saint Francis (11/28).
- Got into second-career game late at Virginia (11/26).
- Made collegiate debut in the home opener vs. NJIT (11/13), posting a point, rebound and steal.

BEFORE LEHIGH

Standout at Rolling Hills Preparatory in California, averaging a double-double over career ... Named All-CIF first team in 2019 and 2020 and All-CIF second team in 2017 and 2018 ... As a junior, was named the CIF Southern Section Division 3AA Boys Basketball Player of the Year ... Won the John Wooden High School Player of the Year Award ... Named the 2018-2019 MaxPreps California Division 3 MVP ... Garnered Hoophall West MVP recognition ... Helped Rolling Hills to three CIF Southern Section 4A Championships ... As a freshman, won a Division 5 State Title and Southern Section 5A Championship ... Was also twice named Coastal League first team and twice named a Coastal League MVP ... Strong in the classroom as a member of the National Honor Society ... Was an honor roll student as well.



GAME-BY-GAME STATS

Opponent	Date	gs	min	Total fg-fga	pct	3fg-fga	pct	Free throws ft-fa	pct	Rebounds off	def	tot	avg	pf	a	t/o	blk	stl	pts	avg
NJIT	11/13/21		6	0-3	.000	0-0	.000	1-2	.500	1	0	1	1.0	1	0	0	0	1	1	1.0
at Virginia	11/26/21		2	0-0	.000	0-0	.000	0-0	.000	0	0	0	0.5	0	0	0	0	0	0	0.5
SAINT FRANCIS (PA)	11/28/21		2	0-0	.000	0-0	.000	0-0	.000	0	1	1	0.7	0	0	0	0	0	0	0.3
UMES	12/04/21		6	0-0	.000	0-0	.000	0-0	.000	0	0	0	0.5	0	0	1	0	0	0	0.3
Totals			0	16	0-3	.000	0-0	.000	1-2	.500	1	1	2	0.5	1	0	1	0	1	0.3

Games played: 4
Minutes/game: 4.0
Points/game: 0.3
FG Pct: 0.0
FT Pct: 50.0

Rebounds/game: 0.5
Turnovers/game: 0.3
Steals/game: 0.3

Career Stats

Season	gp-gs	min/avg	Total fg-fga	pct	3-Point fg-fga	pct	F-Throws ft-fa	pct	Rebounds off	def	tot	avg	pf	fo	ast	to	blk	stl	Scoring pts	avg
2021-22	4-0	16/4.0	0-3	.000	0-0	.000	1-2	.500	1	1	2	0.5	1	0	0	1	0	1	1	0.3
TOTAL	4-0	16/4.0	0-3	.000	0-0	.000	1-2	.500	1	1	2	0.5	1	0	0	1	0	1	1	0.3



44 NIC LYNCH

Sr. • Center • 6-11 • Political Science
Seattle, Wash. • Seattle Prep

CAREER HIGHS

Category	Total	Latest
Points	25	vs. Army (2/1/20)
Rebounds	13	vs. Army (2/1/20)
Assists	2	vs. Colgate (1/4/22)
Minutes	35	vs. Army (2/1/20)
Steals	1	at Maryland (12/28/21)
Blocks	3	vs. Navy (1/9/21)
Field Goals	10	at Lafayette (1/3/21)
FG Att.	16	at Lafayette (1/3/21)
3-Point FG	2	at American (1/1/22)
3-Point Att.	4	vs. Colgate (1/4/22)
Free Throws	8	vs. Lafayette (1/2/21)
FT Att.	10	vs. Lafayette (1/2/21)

2021-22 SEASON HIGHS

Category	Total	Latest
Points	12	at American (1/1/22)
Rebounds	10	vs. Colgate (1/4/22)
Assists	2	vs. Colgate (1/4/22)
Minutes	30	vs. Colgate (1/4/22)
Steals	1	at Maryland (12/28/21)
Blocks	2	at Virginia (11/26/21)
Field Goals	5	vs. Colgate (1/4/22)
FG Att.	13	vs. Colgate (1/4/22)
3-Point FG	2	at American (1/1/22)
3-Point Att.	4	vs. Colgate (1/4/22)
Free Throws	5	vs. Saint Francis (11/28/21)
FT Att.	5	vs. Saint Francis (11/28/21)

MISC. CAREER STATS

Category	Total	Latest
Double-Figure Pts.	30	vs. Colgate (1/4/22)
20+ Point Games	4	at Lafayette (2/27/21)
5+ assists		
10+ rebounds	5	vs. Colgate (1/4/22)
Double-Doubles	5	vs. Colgate (1/4/22)

MISC. SEASON STATS

Category	Total	Latest
Double-Figure Pts.	5	vs. Colgate (1/4/22)
20+ Point Games		
5+ assists		
10+ rebounds	1	vs. Colgate (1/4/22)
Double-Doubles	1	vs. Colgate (1/4/22)

2021-22 UPDATE

- Finished with four points, two rebounds and an assist in win over Holy Cross (1/10).
- Had three points and three rebounds at Army (1/7).
- Posted fifth-career double-double with 11 points and 10 rebounds in big win over Colgate (1/4).
- Impressed in Patriot League opener at American (1/1), scoring 12 points (nine in the first half) while adding six rebounds and an assist.
- Recorded nine points, six rebounds and a block vs. Eastern (12/29).
- Scored a season-high 12 points (eight coming in the second half) at Maryland (12/28). Added four rebounds and a steal.
- Tallied 10 points and four rebounds against UAlbany (12/21).
- Had two points, two rebounds and a block in five minutes vs. Maryland Eastern Shore (12/4).
- Posted five points on 2-of-3 shooting while adding two rebounds and an assist at Yale (12/1).
- Scored 11 points, including 5-of-5 from the free throw line. Also dished an assist and grabbed three rebounds.
- Recorded four points, two rebounds and two blocks at Virginia (11/26).
- Finished with six points, five rebounds, a block and steal in win over Columbia (11/23).
- Tallied four points and a rebound at Merrimack (11/19).
- Had seven points, two rebounds and a block at Monmouth (11/16).
- Posted two points and three rebounds vs. NJIT (11/13).
- Began season with two points and a rebound at Rutgers (11/10).



BEFORE LEHIGH

Came to Lehigh after a strong career playing with multiple Division I players at Seattle Prep under Coach Mike Kelly, the same school (and coach) that produced former Mountain Hawks' captain Jordan Hamilton '12 ... Was named first team All-Metro League and first team All-State ... Named to the Nike EYBL Watch List in 2017 ... Was a 1,000 point scorer at Seattle Prep in three years of varsity basketball ... Leading scorer for 3A team in the All-Star Game vs. 4A ... Selected to play in the Northwestern Shootout Washington vs. Oregon All-Star Game ... Ranked as a three-star recruit by ESPN ... Ranked among the top 50 centers in the class of 2018 by ESPN ... Prior to time with Seattle Rotary, also played AAU basketball for Coach Jim Marsh of Friends of Hoop Seattle.

GAME-BY-GAME STATS

				Total		3-Pointers		Free throws		Rebounds											
Opponent	Date	gs	min	fg-fga	pct	3fg-fga	pct	ft-fa	pct	off	def	tot	avg	pf	a	t/o	blk	stl	pts	avg	
at Rutgers	11/10/21	7	1-2	.500	0-0	.000	0-0	.000	0	1	1	1.0	2	0	2	0	0	0	2	2.0	
NJIT	11/13/21	12	1-5	.200	0-1	.000	0-0	.000	1	2	3	2.0	2	0	1	0	0	0	2	2.0	
at Monmouth	11/16/21	16	2-5	.400	0-0	.000	3-3	1.000	0	2	2	2.0	2	0	0	1	0	7	3.7		
at Merrimack	11/19/21	7	1-4	.250	0-0	.000	2-2	1.000	1	0	1	1.8	0	0	0	0	0	0	4	3.8	
COLUMBIA	11/23/21	13	3-6	.500	0-0	.000	0-0	.000	2	3	5	2.4	0	0	0	1	1	6	4.2		
at Virginia	11/26/21	22	2-3	.667	0-0	.000	0-0	.000	1	1	2	2.3	2	0	1	2	0	4	4.2		
SAINT FRANCIS (PA)	11/28/21	12	3-6	.500	0-0	.000	5-5	1.000	2	1	3	2.4	3	1	1	0	0	11	5.1		
at Yale	12/01/21	13	2-3	.667	1-1	1.000	0-0	.000	0	2	2	2.4	2	1	1	0	0	5	5.1		
UMES	12/04/21	5	1-1	1.000	0-0	.000	0-0	.000	1	1	2	2.3	0	0	0	1	0	2	4.8		
ALBANY (NY)	12/21/21 *	24	2-3	.667	0-1	.000	6-6	1.000	1	3	4	2.5	1	0	2	0	0	10	5.3		
at Maryland	12/28/21 *	15	5-9	.556	1-1	1.000	1-2	.500	3	1	4	2.6	5	0	2	0	1	12	5.9		
EASTERN	12/29/21 *	21	3-12	.250	0-2	.000	3-4	.750	3	3	6	2.9	4	0	1	1	0	9	6.2		
at American	01/01/22 *	25	4-8	.500	2-3	.667	2-2	1.000	2	4	6	3.2	2	1	0	0	0	12	6.6		
COLGATE	01/04/22 *	30	5-13	.385	1-4	.250	0-0	.000	2	8	10	3.6	0	2	0	0	0	11	6.9		
at Army West Point	01/07/22 *	17	1-1	1.000	0-0	.000	1-2	.500	1	2	3	3.6	1	0	0	0	0	3	6.7		
HOLY CROSS	01/10/22 *	14	2-2	1.000	0-0	.000	0-0	.000	1	1	2	3.5	3	1	2	0	0	4	6.5		
Totals		7	253	38-83	.458	5-13	.385	23-26	.885	21	35	56	3.5	29	6	13	6	2	104	6.5	

Games played: 16
Minutes/game: 15.8
Points/game: 6.5
FG Pct: 45.8
3FG Pct: 38.5
FT Pct: 88.5

Rebounds/game: 3.5
Assists/game: 0.4
Turnovers/game: 0.8
Assist/turnover ratio: 0.5
Steals/game: 0.1
Blocks/game: 0.4

Career Stats

			Total		3-Point		F-Throws		Rebounds											Scoring	
Season	gp-gs	min/avg	fg-fga	pct	fg-fga	pct	ft-fa	pct	off	def	tot	avg	pf	fo	ast	to	blk	stl	pts	avg	
2018-19	31-0	372/12.0	49-106	.462	0-0	.000	21-42	.500	34	69	103	3.3	66	1	1	31	14	6	119	3.8	
2019-20	19-18	441/23.2	80-142	.563	0-0	.000	22-35	.629	26	71	97	5.1	52	3	5	33	9	5	182	9.6	
2020-21	15-15	361/24.1	79-160	.494	1-2	.500	23-32	.719	23	44	67	4.5	41	0	10	16	10	3	182	12.1	
2021-22	16-7	253/15.8	38-83	.458	5-13	.385	23-26	.885	21	35	56	3.5	29	1	6	13	6	2	104	6.5	
TOTAL	81-40	1427/17.6	246-491	.501	6-15	.400	89-135	.659	104	219	323	4.0	188	5	22	93	39	16	587	7.2	

OVERALL STATISTICS

RECORD:	OVERALL	HOME	AWAY	NEUTRAL
ALL GAMES	5-11	4-4	1-7	0-0
CONFERENCE	3-1	2-0	1-1	0-0
NON-CONFERENCE	2-10	2-4	0-6	0-0

#	Player	gp-gs	min	avg	Total		3-Point		F-Throw		Rebounds										pts	avg
					fg-fga	fg%	3fg-fga	3fg%	ft-fa	ft%	off	def	tot	avg	pf	dq	a	to	blk	stl		
05	Taylor,Evan	16-16	483	30.2	76-168	.452	23-62	.371	32-43	.744	9	88	97	6.1	41	1	22	20	15	17	207	12.9
01	Wilson,Jeameril	16-15	421	26.3	74-130	.569	16-39	.410	20-32	.625	10	60	70	4.4	29	0	29	41	13	5	184	11.5
11	Wilson,Marques	10-8	295	29.5	37-98	.378	11-39	.282	23-32	.719	8	22	30	3.0	21	0	14	24	4	11	108	10.8
13	Higgins Jr.,Keith	15-6	316	21.1	38-86	.442	16-50	.320	14-20	.700	5	29	34	2.3	25	0	22	12	2	4	106	7.1
44	Lynch,Nic	16-7	253	15.8	38-83	.458	5-13	.385	23-26	.885	21	35	56	3.5	29	1	6	13	6	2	104	6.5
35	Parolin,Dominic	16-9	376	23.5	36-81	.444	0-3	.000	26-37	.703	29	62	91	5.7	35	0	23	28	16	8	98	6.1
15	Fenton,Reed	16-7	303	18.9	28-86	.326	13-47	.277	14-18	.778	3	31	34	2.1	24	0	21	13	1	6	83	5.2
00	Alamudun,Jakob	13-1	123	9.5	17-43	.395	3-11	.273	10-12	.833	4	16	20	1.5	15	0	7	9	0	2	47	3.6
22	Whitney-Sidney,Tyler	13-3	187	14.4	14-48	.292	0-8	.000	13-18	.722	3	15	18	1.4	23	0	13	23	0	9	41	3.2
02	Betlow,Jake	13-0	169	13.0	11-37	.297	11-36	.306	2-6	.333	0	9	9	0.7	12	0	12	7	0	1	35	2.7
25	Knostman,Ben	15-8	267	17.8	8-19	.421	3-9	.333	1-2	.500	3	19	22	1.5	21	0	34	37	3	6	20	1.3
20	Saigal,Jayshen	5-0	7	1.4	2-2	1.000	1-1	1.000	0-0	.000	1	0	1	0.2	0	0	1	0	0	1	5	1.0
42	Tan,JT	4-0	16	4.0	0-3	.000	0-0	.000	1-2	.500	1	1	2	0.5	1	0	0	1	0	1	1	0.3
21	Chebuhar,Burke	6-0	9	1.5	0-1	.000	0-1	.000	1-2	.500	0	0	0	0.0	0	0	1	1	0	0	1	0.2
Team											24	33	57				11					
Total.....		16	3225		379-885	.428	102-319	.320	180-250	.720	121	420	541	33.8	276	2	205	240	60	73	1040	65.0
Opponents.....		16	3225		418-964	.434	83-230	.361	237-317	.748	163	418	581	36.3	253	-	159	180	71	137	1156	72.2

TEAM STATISTICS	LEHIGH	OPP	Date	Opponent	Score	Att.
SCORING	1040	1156	11/10/21	at Rutgers	Lot 70-73	8000
Points per game	65.0	72.2	11/13/21	NJIT	L 56-73	782
Scoring margin	-7.2	-	11/16/21	at Monmouth	L 75-85	1933
FIELD GOALS-ATT	379-885	418-964	11/19/21	at Merrimack	L 45-55	3000
Field goal pct	.428	.434	11/23/21	COLUMBIA	W 79-72	618
3 POINT FG-ATT	102-319	83-230	11/26/21	at Virginia	L 43-61	12647
3-point FG pct	.320	.361	11/28/21	SAINT FRANCIS (PA)	L 68-79	593
3-pt FG made per game	6.4	5.2	12/01/21	at Yale	L 72-82	636
FREE THROWS-ATT	180-250	237-317	12/04/21	UMES	L 75-81	657
Free throw pct	.720	.748	12/21/21	ALBANY (NY)	L 52-68	602
F-Throws made per game	11.3	14.8	12/28/21	at Maryland	L 55-76	9783
REBOUNDS	541	581	12/29/21	EASTERN	W 70-63	538
Rebounds per game	33.8	36.3	* 01/01/22	at American	W 63-61	365
Rebounding margin	-2.5	-	* 01/04/22	COLGATE	W 85-81	563
ASSISTS	205	159	* 01/07/22	at Army West Point	L 55-77	580
Assists per game	12.8	9.9	* 01/10/22	HOLY CROSS	W 77-69	482
TURNOVERS	240	180				
Turnovers per game	15.0	11.3				
Turnover margin	-3.7	-				
Assist/turnover ratio	0.9	0.9				
STEALS	73	137				
Steals per game	4.6	8.6				
BLOCKS	60	71				
Blocks per game	3.8	4.4				
ATTENDANCE	4835	36944				
Home games-Avg/Game	8-604	8-4618				
Neutral site-Avg/Game	-	0-0				

* - Conference game

Score by Periods	1st	2nd	OT	Totals
Lehigh	470	563	7	1040
Opponents	523	623	10	1156

PATRIOT LEAGUE STATISTICS

RECORD:	OVERALL	HOME	AWAY	NEUTRAL
ALL GAMES	3-1	2-0	1-1	0-0
CONFERENCE	3-1	2-0	1-1	0-0
NON-CONFERENCE	0-0	0-0	0-0	0-0

#	Player	gp-gs	min	avg	Total		3-Point		F-Throw		Rebounds								pts	avg		
					fg-fga	fg%	3fg-fga	3fg%	ft-fga	ft%	off	def	tot	avg	pf	dq	a	to			blk	stl
13	Higgins Jr.,Keith	4-4	135	33.8	23-39	.590	8-19	.421	7-10	.700	2	11	13	3.3	6	0	10	5	1	4	61	15.3
05	Taylor,Evan	4-4	128	32.0	22-44	.500	6-16	.375	9-12	.750	2	23	25	6.3	12	1	6	5	4	4	59	14.8
11	Wilson,Marques	2-0	49	24.5	7-17	.412	2-5	.400	6-8	.750	0	8	8	4.0	4	0	3	3	2	1	22	11.0
01	Wilson,Jeameril	4-4	102	25.5	17-31	.548	5-11	.455	1-4	.250	4	11	15	3.8	10	0	11	9	2	1	40	10.0
44	Lynch,Nic	4-4	86	21.5	12-24	.500	3-7	.429	3-4	.750	6	15	21	5.3	6	0	4	2	0	0	30	7.5
22	Whitney-Sidney,Tyler	4-3	92	23.0	10-30	.333	0-4	.000	6-8	.750	2	8	10	2.5	10	0	5	4	0	5	26	6.5
35	Parolin,Dominic	4-0	70	17.5	8-14	.571	0-1	.000	8-10	.800	4	10	14	3.5	8	0	6	5	2	3	24	6.0
15	Fenton,Reed	4-1	74	18.5	4-18	.222	2-10	.200	5-6	.833	1	6	7	1.8	4	0	8	2	1	3	15	3.8
02	Betlow,Jake	4-0	46	11.5	1-6	.167	1-6	.167	0-2	.000	0	2	2	0.5	3	0	2	4	0	0	3	0.8
20	Saigal,Jayshen	1-0	1	1.0	0-0	.000	0-0	.000	0-0	.000	0	0	0	0.0	0	0	0	0	0	0	0	0.0
21	Chebuhar,Burke	1-0	1	1.0	0-0	.000	0-0	.000	0-0	.000	0	0	0	0.0	0	0	0	0	0	0	0	0.0
25	Knostman,Ben	3-0	8	2.7	0-2	.000	0-1	.000	0-0	.000	0	0	0	0.0	0	0	1	1	0	0	0	0.0
00	Alamudun,Jakob	3-0	8	2.7	0-2	.000	0-1	.000	0-0	.000	0	1	1	0.3	2	0	0	1	0	0	0	0.0
Team											7	7	14				2					
Total.....		4	800		104-227	.458	27-81	.333	45-64	.703	28	102	130	32.5	65	1	56	43	12	21	280	70.0
Opponents.....		4	800		109-234	.466	18-53	.340	52-76	.684	34	105	139	34.8	61	-	39	45	14	22	288	72.0

TEAM STATISTICS	LEHIGH	OPP	Date	Opponent	Score	Att.
SCORING	280	288	* 01/01/22	at American	w 63-61	365
Points per game	70.0	72.0	* 01/04/22	COLGATE	w 85-81	563
Scoring margin	-2.0	-	* 01/07/22	at Army West Point	L 55-77	580
FIELD GOALS-ATT	104-227	109-234	* 01/10/22	HOLY CROSS	w 77-69	482
Field goal pct	.458	.466	* - Conference game			
3 POINT FG-ATT	27-81	18-53				
3-point FG pct	.333	.340				
3-pt FG made per game	6.8	4.5				
FREE THROWS-ATT	45-64	52-76				
Free throw pct	.703	.684				
F-Throws made per game	11.3	13.0				
REBOUNDS	130	139				
Rebounds per game	32.5	34.8				
Rebounding margin	-2.2	-				
ASSISTS	56	39				
Assists per game	14.0	9.8				
TURNOVERS	43	45				
Turnovers per game	10.8	11.3				
Turnover margin	+0.5	-				
Assist/turnover ratio	1.3	0.9				
STEALS	21	22				
Steals per game	5.3	5.5				
BLOCKS	12	14				
Blocks per game	3.0	3.5				
ATTENDANCE	1045	945				
Home games-Avg/Game	2-522	2-472				
Neutral site-Avg/Game	-	0-0				

Score by Periods	1st	2nd	Totals
Lehigh	118	162	280
Opponents	138	150	288

2021-22 LEHIGH MEN'S BASKETBALL | GAME 17: LEHIGH AT BUCKNELL | PAGE 30

BOX SCORES

1 **RUTGERS 73, LEHIGH 70 (OT)** Nov. 10 | Piscataway, N.J. | Jersey Mike's Arena



Official Basketball Box Score - Final
Lehigh at Rutgers
11/10/21 Jersey Mike's Arena, Piscataway, N.J.
2021-22 Men's Basketball

Game Time: 7:00 PM
Game Duration: 2:04
Attendance: 8,000

Officials: Brandon Cruz, Keith Kimble, Brooks Wells

Lehigh - 70												
Record: 0-1												
NO. Name	Min	FG	3P	FT	Rebounds	Fouls	TP	AS	TO	ST	Blocks	+/-
		M-A	M-A	M-A	OR DR TOT	PF FF					BS BA	
1 Jeamerli Wilson	F 24:03	1-3	0-1	1-2	1 3 4	1 2	3	2	4	0	0	-7
35 Dominic Parolin	C 37:54	4-7	0-0	5-7	2 12 14	3 4	13	2	4	0	1	-1
5 Evan Taylor	G 29:16	1-5	0-2	1-2	0 7 7	4 2	3	2	1	2	0	-10
11 Marques Wilson	G 36:15	9-17	3-5	0-1	1 1 2	1 1	21	3	6	2	0	-2
25 Ben Knostman	G 28:17	2-3	0-0	0-0	0 3 3	0 4	4	1	0	0	0	-1
15 Reed Fenton	15:44	2-5	0-2	2-3	0 1 1	2 2	6	1	0	0	0	4
13 Keith Higgins Jr.	15:53	2-5	1-4	0-0	0 4 4	1 0	5	0	1	0	0	3
4 Tyler Whitney-Sidney	13:08	0-4	0-0	0-0	1 0 1	3 1	0	0	2	0	0	-5
44 Nic Lynch	07:06	1-2	0-0	0-0	0 1 1	2 0	2	0	2	0	0	-2
0 Jakob Alamudun	13:49	4-4	0-0	2-2	0 4 4	2 2	10	0	1	0	0	3
2 Jake Bellow	03:35	1-2	1-2	0-0	0 0 0	1 0	3	0	0	0	0	1
Team					1 1 2		0	0				
Totals		27-57	5-16	11-17	6 37 43	23 14	70	14	22	4	1	6 -3

Technical Fouls: NONE

Rutgers - 73												
Record: 1-0												
NO. Name	Min	FG	3P	FT	Rebounds	Fouls	TP	AS	TO	ST	Blocks	+/-
		M-A	M-A	M-A	OR DR TOT	PF FF					BS BA	
11 Clifford Omoruyi	C 24:26	7-13	0-0	2-3	5 4 9	3 3	16	1	1	0	0	15
0 Geo Baker	G 38:14	4-15	1-4	3-4	1 0 1	2 3	12	3	2	4	0	-1
4 Paul Mulcahy	G 37:58	3-11	0-2	3-4	2 3 5	2 5	9	5	4	2	1	0
22 Caleb McConnell	G 34:07	2-5	0-1	4-7	0 3 3	3 5	8	0	0	3	0	12
24 Ron Harper Jr.	G 38:14	5-12	0-3	4-5	1 9 10	1 6	14	2	0	4	2	0
5 Aundre Hyatt	23:19	3-8	0-2	2-2	1 3 4	0 1	8	0	1	0	2	-10
35 Ralph Agee	10:40	0-1	0-0	0-0	2 1 3	1 0	0	1	2	1	0	-6
1 Oskar Palmquist	02:41	0-0	0-0	0-0	0 1 1	0 0	0	0	0	0	0	2
21 Dean Reiber	06:01	1-2	0-0	0-0	1 1 1	1 0	2	2	1	0	1	0
45 Jaden Jones	09:20	2-5	0-1	0-0	1 1 2	1 0	4	0	0	0	0	-1
Team					0 2 2		0	0				
Totals		27-72	1-13	18-25	13 28 41	14 23	73	14	11	14	6	1 3

Technical Fouls: NONE

	LU	RU
Biggest lead	7 (1 st 0:24)	6 (1 st 0:45)
Best Scoring Run	6 (2 nd 0:57)	8 (2 nd 13:19)
Lead Changes	8	
Times Tied	6	
Time with Lead	19:09	22:35

Points from	LU	RU
Turnovers	7	16
Paint	36	48
Second Chance	4	14
Fast Breaks	18	9
Bench	26	14

Period by Period Scoring	1st	2nd	OT	TOT
LU	36	27	7	70
RU	31	32	10	73

Shooting By Period			
1 st	FG%	11-29	37.9%
	3PT%	0-7	0.0%
	FT%	9-12	75%
2 nd	FG%	12-34	35.3%
	3PT%	1-6	16.7%
	FT%	7-10	70%
OT	FG%	4-9	44.4%
	3PT%	0-0	0.0%
	FT%	2-3	66.7%
GM	FG%	27-72	37.5%
	3PT%	1-13	7.7%
	FT%	18-25	72.0%
Dead Ball Rebounds: 2			

Dead Ball Rebounds: 2, 1

2 **NJIT 73, LEHIGH 56** Nov. 13 | Bethlehem, Pa. | Stabler Arena



Official Basketball Box Score - Final
NJIT at Lehigh
11/13/21 Stabler Arena, Bethlehem
2021-22 Men's Basketball

Game Time: 7:00 PM
Game Duration: 1:55
Attendance: 762

Officials: Edward Corbett Jr., JD Rawls, Jim Owsal

NJIT - 73												
Record: 1-1												
NO. Name	Min	FG	3P	FT	Rebounds	Fouls	TP	AS	TO	ST	Blocks	+/-
		M-A	M-A	M-A	OR DR TOT	PF FF					BS BA	
5 Miles Coleman	F 29:38	5-13	3-6	2-2	1 6 7	3 1	15	0	2	1	0	1
15 Matt Faw	F 13:36	0-2	0-1	0-0	1 1 2	4 0	0	1	2	1	0	13
21 Souleymane Diakite	F 23:48	0-5	0-0	2-2	0 3 3	4 4	2	0	1	2	2	1
1 James Lee	G 33:04	5-6	1-1	6-6	0 6 6	5 4	17	2	1	1	0	25
2 Dylan O'Hearn	G 33:53	5-8	4-5	9-10	0 2 2	1 7	23	2	5	0	0	1
24 Mekhi Gray	23:50	1-3	0-0	0-1	2 2 4	0 2	2	0	1	3	0	9
10 Eyal Nankin	12:40	1-1	0-0	0-0	1 1 2	0 0	2	0	0	0	0	0
25 Keeshawn Mason	07:00	1-4	0-0	1-2	0 2 2	1 1	3	0	0	0	0	7
23 Antwan Butler	18:01	3-6	1-1	0-1	0 4 4	3 3	7	4	2	1	0	0
3 Jacob Mansson	01:41	0-1	0-1	0-0	0 0 0	0 0	0	0	0	0	0	-5
10 Jake Murphy	01:41	1-1	0-0	0-0	0 0 0	0 0	2	0	0	0	0	-5
0 Chauncey Sterling	01:08	0-0	0-0	0-0	0 0 0	0 0	0	0	0	0	0	-3
Team					0 0 0		0	0				
Totals		22-50	9-15	20-24	5 27 32	21 22	73	9	14	9	3	17

Technical Fouls: O'Hearn 2nd 9:32

Shooting By Period		
1 st	FG%	12-27 44.4%
	3PT%	5-7 71.4%
	FT%	7-9 77.8%
2 nd	FG%	10-23 43.5%
	3PT%	4-8 50.0%
	FT%	13-15 86.7%
GM	FG%	22-50 44.0%
	3PT%	9-15 60.0%
	FT%	20-24 83.3%

Dead Ball Rebounds: 2, 0

Lehigh - 56												
Record: 0-2												
NO. Name	Min	FG	3P	FT	Rebounds	Fouls	TP	AS	TO	ST	Blocks	+/-
		M-A	M-A	M-A	OR DR TOT	PF FF					BS BA	
1 Jeamerli Wilson	F 26:58	4-7	0-1	5-7	1 4 5	1 8	13	0	1	2	1	-18
35 Dominic Parolin	C 20:35	0-1	0-0	2-2	1 4 5	3 1	2	2	2	1	0	-10
5 Evan Taylor	G 25:01	2-8	0-3	0-0	0 4 4	4 1	2	4	2	0	3	1
11 Marques Wilson	G 31:25	5-13	1-7	4-6	2 1 3	2 3	15	0	2	0	1	-17
25 Ben Knostman	G 20:49	1-2	1-2	0-0	0 1 1	4 0	3	0	6	0	0	-8
44 Nic Lynch	11:39	1-5	0-1	0-0	1 2 3	2 2	2	0	1	0	0	-5
15 Reed Fenton	13:08	1-3	1-3	0-0	0 1 1	2 0	3	1	3	0	0	-12
13 Keith Higgins Jr.	10:51	0-2	0-2	0-0	0 1 1	1 0	0	0	0	0	0	-7
22 Tyler Whitney-Sidney	14:28	1-2	0-1	3-4	0 0 0	4 2	5	3	2	0	0	3
0 Jakob Alamudun	11:10	1-6	0-2	0-0	1 0 1	1 0	2	1	2	0	0	0
42 JT Tan	06:05	0-3	0-0	1-2	1 0 1	1 1	1	1	0	1	0	-7
2 Jake Bellow	04:29	1-1	1-1	0-0	0 0 0	0 0	1	3	0	0	0	-2
20 Jaysen Saigal	01:41	1-1	1-1	0-0	0 0 0	0 0	3	0	0	0	0	5
21 Burke Chebuhar	01:41	0-0	0-0	0-0	0 0 0	0 0	0	0	0	0	0	5
Team					3 6 9		0	0				
Totals		18-54	5-24	15-21	10 24 34	22 20	56	9	19	7	3	-17

Technical Fouls: NONE

	NJIT	Lehigh
Biggest lead	23 (2 nd 1:21)	6 (1 st 18:24)
Best Scoring Run	7 (1 st 12:32)	8 (1 st 16:24)
Lead Changes	2	5
Times Tied	2	
Time with Lead	34:51	03:07

Points from	NJIT	Lehigh
Turnovers	15	14
Paint	24	24
Second Chance	2	5
Fast Breaks	3	15
Bench	16	19

Period by Period Scoring	1st	2nd	TOT
NJIT	36	37	73
Lehigh	23	33	56

3 **MONMOUTH 85, LEHIGH 75** Nov. 16 | West Long Branch, N.J. | OceanFirst Bank Center



Official Basketball Box Score - Final
Lehigh at Monmouth
11/16/21 OceanFirst Bank Center, West Long Branch
2021-22 Men's Basketball

Game Time: 7:00 PM
Game Duration: 1:57
Attendance: 1,933

Officials: Ed Corless, Sean Campbell, Adam Fiore

Lehigh - 75												
Record: 0-3												
NO. Name	Min	FG	3P	FT	Rebounds	Fouls	TP	AS	TO	ST	Blocks	+/-
		M-A	M-A	M-A	OR DR TOT	PF FF					BS BA	
1 Jeamerli Wilson	F 32:24	8-10	2-3	2-2	0 6 6	3 2	20	4	4	1	1	16
35 Dominic Parolin	C 30:01	4-9	0-0	2-3	1 6 7	4 4	10	0	3	0	2	-15
5 Evan Taylor	G 29:14	6-11	2-4	0-1	2 3 5	2 1	14	2	1	1	0	-4
11 Marques Wilson	G 29:19	3-11	1-7	6-7	1 1 2	4 4	13	0	4	1	0	2
25 Ben Knostman	G 27:28	0-0	0-0	1-2	0 1 1	1 3	1	4	3	1	0	4
44 Nic Lynch	15:42	2-5	0-0	3-3	0 2 2	2 2	7	0	0	0	1	-12
22 Tyler Whitney-Sidney	05:34	1-2	0-1	0-0	0 1 1	1 0	2	0	2	0	0	-20
15 Reed Fenton	13:56	1-3	1-3	0-0	0 1 1	1 1	3	0	0	0	0	-7
13 Keith Higgins Jr.	16:22	2-4	1-2	0-0	1 3 4	1 0	5	1	0	0	0	-4
Team					0 2 2		0	0				
Totals		27-55	7-20	14-18	5 26 31	19 17	75	11	17	4	7	-10
Technical Fouls: NONE												

2021-22 LEHIGH MEN'S BASKETBALL | GAME 17: LEHIGH AT BUCKNELL | PAGE 31

BOX SCORES

5

LEHIGH 79, COLUMBIA 72

Nov. 23 | Bethlehem, Pa. | Stabler Arena



Official Basketball Box Score - Final
Columbia at Lehigh
11/23/21 Stabler Arena, Bethlehem
2021-22 Men's Basketball

Game Time: 7:00 PM
Game Duration: 1:58
Attendance: 618

Officials: Rob Riley, Byron Taylor, Vasil Rousseas

Columbia - 72

Record: 2-3

NO.	Name	Min	FG	3P	FT	Rebounds	Fouls	TP	AS	TO	ST	Blocks	BS	BA	+/-
			M-A	M-A	M-A	OR DR TOT	PF FD								
4	Liam Murphy	F 28:39	4-11	2-6	0-0	1 8 9	2 1 6	1 2	0	3	1	1	1	7	
25	Patrick Harding	F 19:52	2-7	0-0	2-2	2 9 11	2 1 6	1 2	0	0	1	1	2	0	12
1	Luke Bolster	G 18:33	1-2	1-1	2-2	0 1 1	1 1 5	1 2	0	0	0	0	0	-1	
3	Zavian McLean	G 23:21	2-7	0-1	2-2	0 1 1	4 1 6	0 0	3	0	0	0	0	-1	
15	Gerónimo Rubio De La Rosa	G 36:37	9-20	2-5	4-4	3 3 6	1 4 24	3 5	1	1	0	2	2		
0	Jaden Cooper	09:31	1-2	0-0	1-2	0 1 1	1 1 3	0 2	0	0	0	0	0	-10	
11	Josh Odunowo	21:29	3-6	0-0	2-4	3 1 4	3 8	0 3	2	0	0	2	2	-18	
20	Robbie Stankard	11:07	0-1	0-1	0-0	0 1 1	2 1 0	0 1	1	1	0	0	0	-12	
35	Noah Robledo	09:55	0-2	0-1	6-6	0 0 0	1 4 6	0 0	0	0	1	0	0	-5	
12	Cameron Shockley-Okeke	04:09	1-2	0-0	0 0 0	0 1 0	2 2 0	1 0	0	0	0	0	0	-7	
32	Maka Ellis	16:47	1-2	0-0	0-0	0 0 0	2 0 2	0 0	0	0	0	0	0	-2	
Team						6 6 0	0 0 0								
Totals			24-62	5-15	19-22	15 26 41	21 16 72	7 17	8	3	6	7			

Technical Fouls:Coach 1st10:47Rubio De La Rosa 2nd10:27

Lehigh - 79

Record: 1-4

NO.	Name	Min	FG	3P	FT	Rebounds	Fouls	TP	AS	TO	ST	Blocks	BS	BA	+/-
			M-A	M-A	M-A	OR DR TOT	PF FD								
1	Jeameril Wilson	F 23:32	4-9	0-2	4-5	0 4 4	3 3 12	2 3	0	1	0	2			
35	Dominic Parolin	C 27:06	5-6	0-0	2-3	3 4 7	2 2 12	3 1	1	2	1	7			
5	Evan Taylor	G 25:50	6-14	2-5	4-6	0 6 6	4 4 18	0 2	1	1	2	8			
11	Marques Wilson	G 27:54	2-6	1-2	2-4	1 2 3	2 4 7	1 2	3	1	0	3			
25	Ben Knostman	G 32:50	2-3	1-2	0-0	0 0 0	1 1 5	4 4	2	0	0	10			
0	Jakob Alamudun	16:28	4-8	1-1	1-2	1 0 1	1 10 10	2 2	0	1	0	5			
13	Keith Higgins Jr.	12:06	1-2	1-1	0-0	0 1 1	2 1 3	0 0	0	0	0	0	10		
44	Nic Lynch	12:54	3-6	0-0	0-0	2 3 5	2 6 0	0 0	1	1	0	0			
22	Tyler Whitney-Sidney	07:10	0-1	0-0	2-4	0 0 0	2 2 0	2 0	0	2	0	0	-3		
15	Reed Fenton	14:10	2-5	0-2	0-0	0 1 1	1 1 4	1 0	1	1	0	0	-1		
Team						1 3 4	0 1 1								
Totals			29-60	6-15	15-24	8 24 32	16 20 79	13 13	12	6	3	7			

Technical Fouls:NONE

		Columb	Lehigh
Biggest lead		1 (2 nd 7:30)	13 (1 st 9:38)
Best Scoring Run		7 (2 nd 10:05)	10 (2 nd 2:23)
Lead Changes		2	
Times Tied		5	
Time with Lead		00:58	35:50

		Columb	Lehigh
Points from Turnovers		13	12
Paint		28	42
Second Chance		14	8
Fast Breaks		15	12
Bench		21	25

		1st	2nd	TOT
Columb		31	41	72
Lehigh		41	38	79

6

VIRGINIA 61, LEHIGH 43

Nov. 26 | Charlottesville, Va. | JPY Arena



Official Basketball Box Score - Final
Lehigh at Virginia
11/26/21 John Paul Jones Arena, Charlottesville
UVA vs Lehigh Men's Basketball

Game Time: 7:00 PM
Game Duration: 1:43
Attendance: 12,647

Officials: Ted Valentine, Mark Schnur, Tim Comer

Lehigh - 43

Record: 1-5

NO.	Name	Min	FG	3P	FT	Rebounds	Fouls	TP	AS	TO	ST	Blocks	BS	BA	+/-
			M-A	M-A	M-A	OR DR TOT	PF FD								
1	Jeameril Wilson	F 24:03	4-8	0-1	0-0	0 4 4	0 2 8	1 2	0	0	0	3	-17		
35	Dominic Parolin	C 18:00	2-4	0-0	0-0	2 3 5	0 0 4	0 0	1	1	0	0	-15		
5	Evan Taylor	G 27:08	3-8	0-2	2-2	1 1 2	1 1 8	1 0	0	0	0	1	-16		
11	Marques Wilson	G 29:30	2-8	1-3	0-0	0 2 2	1 1 5	1 1	1	1	0	0	-14		
25	Ben Knostman	G 16:35	0-3	0-1	0-0	1 2 3	1 0 0	1 5	0	0	1	0	-7		
44	Nic Lynch	22:13	2-3	0-0	0-0	1 1 2	2 2 4	0 1	0	1	0	2	-11		
0	Jakob Alamudun	12:06	2-5	0-1	0-0	1 2 3	3 1 4	2 0	0	0	0	0	-4		
15	Reed Fenton	16:17	1-4	1-3	0-0	0 4 4	0 0 3	1 0	1	0	0	0	-11		
22	Tyler Whitney-Sidney	14:03	0-2	0-0	2-2	0 3 3	0 0 1	2 2	3	0	0	0	-15		
13	Keith Higgins Jr.	05:16	0-1	0-1	0-0	0 1 1	0 0 0	0 0	0	0	0	0	1		
2	Jake Betow	09:22	1-3	1-3	0-0	0 1 1	1 0 3	1 1	1	1	0	0	4		
20	Jayshen Saigal	01:49	1-1	0-0	0-0	1 0 1	0 0 0	2 1	0	0	0	0	5		
21	Burke Chebuhar	01:49	0-1	0-1	0-0	0 0 0	0 0 0	0 0	0	0	0	0	5		
42	JT Tan	01:49	0-0	0-0	0-0	0 0 0	0 0 0	0 0	0	0	0	0	5		
Team						0 1 1	0 0 0								
Totals			18-51	3-16	4-4	7 25 32	9 8 43	10	15	3	2	6	-18		

Technical Fouls:NONE

Virginia - 61

Record: 5-2

NO.	Name	Min	FG	3P	FT	Rebounds	Fouls	TP	AS	TO	ST	Blocks	BS	BA	+/-
			M-A	M-A	M-A	OR DR TOT	PF FD								
1	Jayden Gardner	F 24:39	3-8	0-0	2-3	1 7 8	0 2 8	0 2	0	2	0	0	10		
21	Kadin Shadrick	F 20:29	4-4	0-0	0-0	2 3 5	3 0 8	1 1	1	1	3	0	12		
0	Kheir Clark	G 25:39	5-7	1-1	0-0	2 2 2	0 0 11	7 2	1	0	0	0	20		
2	Reece Beekman	G 30:08	4-9	1-1	1-2	2 3 5	0 2 10	4 1	4	1	4	1	20		
4	Armaan Franklin	G 27:21	4-9	0-2	0-0	0 1 1	0 0 8	2 0	1	0	0	0	18		
11	Malachi Poindexter	11:31	1-3	1-1	0-0	0 2 2	1 2 3	1 0	1	0	0	0	3		
22	Francisco Caffaro	19:47	4-6	0-0	0-0	3 2 5	2 0 8	1 1	0	1	0	1	23		
24	Igor Milčić	12:43	1-5	1-3	0-0	0 2 2	0 1 3	0 0	2	1	0	0			
23	Kody Stattmann	10:03	0-2	0-0	2-4	0 0 0	0 0 2	0 0	0	0	0	0	3		
33	Carson McCorkle	09:00	0-1	0-1	0-0	0 2 2	1 0 0	0 0	0	0	0	0	0		
10	Taine Murray	03:13	0-2	0-0	0-0	0 0 0	0 1 0	0 0	0	0	0	0	-7		
5	Jayden Nixon	01:49	0-0	0-0	0-0	0 1 1	0 0 0	0 0	0	0	0	0	-5		
12	Chase Coleman	01:49	0-1	0-1	0-0	0 0 0	0 0 0	0 0	0	1	0	0	-5		
13	Chris McGahren	01:49	0-0	0-0	0-0	0 0 0	0 0 0	0 0	0	0	0	0	-5		
Team						1 1 2	0 0 1								
Totals			26-57	4-10	5-9	9 26 35	8 9 61	16	9	9	6	2	18		

Technical Fouls:NONE

		LEH	UVA
Biggest lead		4 (1 st 15:13)	25 (2 nd 3:16)
Best Scoring Run		7 (2 nd 0:07)	10 (2 nd 11:27)
Lead Changes		2	
Times Tied		4	
Time with Lead		05:29	30:41

		LEH	UVA
Points from Turnovers		9	19
Paint		28	38
Second Chance		8	7
Fast Breaks		4	6
Bench		18	16

		1st	2nd	TOT
LEH		21	22	43
UVA		25	36	61

7

SAINT FRANCIS 79, LEHIGH 68

Nov. 28 | Bethlehem, Pa. | Stabler Arena



Official Basketball Box Score - Final
Saint Francis (PA) at Lehigh
11/28/21 Stabler Arena, Bethlehem
2021-22 Men's Basketball

Game Time: 7:00 PM
Game Duration: 1:49
Attendance: 593

Officials: Tim Kelly, Andrew Maira, Chris Slattery

Saint Francis (PA) - 79

Record: 2-3

NO.	Name	Min	FG	3P	FT	Rebounds	Fouls	TP	AS	TO	ST	Blocks	BS	BA	+/-
			M-A	M-A	M-A	OR DR TOT	PF FD								
5	Myles Thompson	F 23:19	5-10	3-4	4-4	1 5 6	2 2 17	0	2	0	0	0	0	3	
42	Mark Flagg	F 14:21	1-7	0-0	0-2	1 4 5	1 2 2	0	0	0	1	2	-2		
2	Ramir Dixon-Conover	G 31:21	7-15	1-3	1-2	1 2 3	0 2 16	3	2	3	0	0	1	14	
4	Ronell Giles, Jr.	G 35:18	7-15	1-4	1-3	1 1 2	1 2 16	0	0	1	0	0	0	18	
11	Maxwell Land	G 23:57	2-3	1-1	0-0	0 3 3	3 0 5	3	1	0	0	0	0	17	
13	Marlon Hargis	17:25	2-2	0-0	1-1	0 5 5	3 4 5	0	1	0	0	0	0	14	
33	Josh Cohen	24:51	7-9	0-0	4-5	4 6 10	4 4 18	3	2	0	2	1	0	0	
1	Zahree Harrison	13:20	0-0	0-0	0-0	1 0 1	1 0 0	1	1	0	0	0	0	-9	
3	Luke Ruggery	13:44	0-0	0-0	0-0	0 0 0	1 1 0	1	0	2	2	0	0	-5	
23	A.J. Labriola	00:48	0-0	0-0	0-0	0 0 0	1 0 0	0	0	0	0	0	0	-4	
31	Brad McCabe	00:00	0-0	0-0	0-0	0 0 0	0 0 0	0	0	0	0	0	0	-4	
32	Jeriah Coleman	00:48	0-0	0-0	0-0	0 0 0	0 0 0	0	0	0	0	0	0	-4	
Team			24:51	6-11	11-17	13 28 41	17 17 34	11	12	7	9	4	11		

2021-22 LEHIGH MEN'S BASKETBALL | GAME 17: LEHIGH AT BUCKNELL | PAGE 32

BOX SCORES

9 MD. EASTERN SHORE 81, LEHIGH 75 Dec. 4 | Bethlehem, Pa. | Stabler Arena



10 UALBANY 68, LEHIGH 52 Dec. 21 | Bethlehem, Pa. | Stabler Arena



Official Basketball Box Score - Final
Maryland Eastern Shore at Lehigh
12/04/21 Stabler Arena, Bethlehem
2021-22 Men's Basketball

Game Time: 4:30 PM
Game Duration: 1:56
Attendance: 657

Officials: Steven Ruppenthal, Tim Smith, Craig Lastris

Maryland Eastern Shore - 81													Record: 3-5
NO.	Name	Min	FG	3P	FT	Rebounds	Fouls	TP	AS	TO	ST	Blocks	+/-
			M-A	M-A	M-A	OR DR TOT	PF FD					BS BA	
22	Nathaniel Pollard, Jr.	F 30:24	4-6	0-0	1-2	2 4 6	1 2	9	1	5	4	2 2	5
3	Zion Styles	G 21:31	2-8	1-1	0-0	0 4 4	4 0	5	0	1	0	1 1	18
4	Kevon Voyles	G 20:10	6-10	0-1	2-2	2 1 3	3 1	14	0	1	1	0 0	9
5	D'Shawn Phillip	G 31:52	6-9	1-2	3-3	1 2 3	2 4	16	4	1	1	0 1	4
23	Dom London	G 33:38	4-9	1-4	5-6	1 4 5	2 5	14	1	0	2	0 1	9
1	Donchevell Nugent	14:00	2-3	2-2	0-0	0 1 1	1 2	6	2	0	0	0 0	0
2	Chace Davis	18:26	4-8	0-0	6-7	1 1 2	0 4	14	1	0	1	0 1	1
13	Mayowa Akinsanya	04:26	0-2	0-0	0-0	0 0 0	0 0	0	1	0	0	1 0	-7
11	Kohen Thompson	23:30	1-2	1-2	0-0	0 4 4	2 0	3	0	0	1	0 0	-7
0	Mike Mensah	02:03	0-2	0-1	0-0	0 0 0	0 0	0	0	0	0	0 0	-2
Team						1 0 1		0	0				
Totals			29-59	6-13	17-20	8 21 29	15 19	81	10	8	10	4 6	6

Technical Fouls:NONE

Lehigh - 75													Record: 1-8
NO.	Name	Min	FG	3P	FT	Rebounds	Fouls	TP	AS	TO	ST	Blocks	+/-
			M-A	M-A	M-A	OR DR TOT	PF FD					BS BA	
1	Jeameril Wilson	F 23:33	4-7	0-1	2-4	1 4 5	3 3	10	1	2	0	0 1	-3
35	Dominic Parolin	C 29:24	4-8	0-1	3-3	1 4 5	2 3	11	3	5	0	0 1	-3
5	Evan Taylor	G 32:41	6-16	2-7	1-2	0 6 6	4 2	15	3	1	0	3 2	-14
15	Reed Fenton	G 32:41	7-11	5-8	1-2	1 2 3	2 4	20	3	1	0	0 1	-6
25	Ben Knostman	G 31:30	0-1	0-1	0-0	1 2 3	2 0	6	4	0	2	0 0	-6
2	Jake Bettow	24:11	5-8	5-8	0-0	0 1 1	1 1	15	2	0	0	0 0	-7
42	JT Tan	05:28	0-0	0-0	0-0	0 0 0	0 0	0	0	1	0	0 0	-5
22	Tyler Whitney-Sidney	08:30	1-1	0-0	0 2 2	2 1	2	1	3	0	0	0 0	0
13	Keith Higgins Jr.	03:18	0-1	0-1	0-0	0 0 0	2 0	0	0	0	0	0 0	-2
44	Nic Lynch	05:08	1-1	0-0	0-0	1 1 2	1 2	0	0	0	0	1 0	0
Team						2 2 4		0	1				
Totals			28-54	12-27	7-11	7 24 31	18 15	75	19	18	0	6 4	-6

Technical Fouls:NONE

	MES	LEH
Biggest lead	9 (2 nd 9:49)	11 (1 st 6:15)
Best Scoring Run	13 (1 st 3:31)	11 (1 st 9:07)
Lead Changes	10	
Times Tied	5	
Time with Lead	24:46	12:30

Points from Turnovers	MES	LEH
Paint	36	32
Second Chance	13	12
Fast Breaks	13	8
Bench	23	19

Period by Period Scoring	1st	2nd	TOT
MES	39	42	81
LEH	41	34	75



Official Basketball Box Score - Final
Albany (NY) at Lehigh
12/21/21 Stabler Arena, Bethlehem
2021-22 Men's Basketball

Game Time: 7:00 PM
Game Duration: 1:54
Attendance: 902

Officials: Guy Pagano, Dave Fernandez, Rob Ryle Jr.

Albany (NY) - 68													Record: 4-8
NO.	Name	Min	FG	3P	FT	Rebounds	Fouls	TP	AS	TO	ST	Blocks	+/-
			M-A	M-A	M-A	OR DR TOT	PF FD					BS BA	
2	DeVondre Perry	F 23:47	6-11	1-2	5-6	0 3 3	1 3	18	1	1	2	3 1	21
4	Jarvis Doles	F 17:24	2-8	1-2	0-0	0 4 4	2 1	5	1	1	0	0 0	-3
3	Trey Hutcheson	G 18:34	0-2	0-1	2-2	0 0 0	4 1	2	0	1	1	2 0	0
20	Matt Cerruti	G 25:51	2-6	0-1	0-0	0 2 2	2 0	4	0	0	2	0 1	8
30	Chuck Champion	G 27:07	1-5	1-1	2-4	1 1 2	1 3	5	1	0	1	0 1	-1
11	Tairi Ketner	10:28	0-0	0-0	0-0	0 2 2	3 0	0	0	1	0	0 0	5
12	Justin Neely	22:45	5-7	0-1	1-1	5 9 14	1 4	11	0	3	0	0 1	17
0	NyMire Little	17:14	4-10	0-1	0-1	1 0 1	1 1	8	1	0	0	0 0	5
10	Aaron Reddish	15:15	1-2	0-0	1-2	0 2 2	2 3	0	1	1	0	0 0	1
24	Paul Newman	10:22	1-2	0-0	1-1	2 2 4	3 1	3	1	0	0	1 0	13
25	Luke Fzulich	11:13	2-2	2-2	3-5	0 1 1	0 2	9	0	1	0	0 0	14
Team						0 3 3		0	1				
Totals			24-55	5-11	15-22	9 29 38	20 18	68	5	10	7	6 4	16

Technical Fouls:NONE

Lehigh - 52													Record: 1-9
NO.	Name	Min	FG	3P	FT	Rebounds	Fouls	TP	AS	TO	ST	Blocks	+/-
			M-A	M-A	M-A	OR DR TOT	PF FD					BS BA	
1	Jeameril Wilson	F 24:47	6-9	1-3	0-1	0 2 2	4 6	13	2	2	0	2 0	-4
44	Nic Lynch	C 23:23	2-3	0-1	6-6	1 3 4	1 4	10	0	2	0	0 0	-18
5	Evan Taylor	G 32:34	3-8	1-2	3-4	0 6 6	2 3	10	1	1	0	1 1	-5
15	Reed Fenton	G 27:54	3-10	1-4	0-0	0 5 5	3 1	7	2	0	0	0 2	-17
25	Ben Knostman	G 12:30	0-0	0-0	0-0	0 1 1	0 0	0	0	4	0	0 0	-12
35	Dominic Parolin	12:44	1-2	0-0	0-0	0 1 1	2 1	2	0	1	0	1 0	-1
13	Keith Higgins Jr.	26:50	3-8	1-4	0-2	3 3 6	4 4	7	5	0	0	0 2	-6
2	Jake Bettow	16:35	0-3	0-3	0-0	0 1 1	2 1	0	1	1	0	0 0	-8
0	Jakob Alamudun	08:09	1-2	1-1	0-0	0 0 0	0 0	3	0	0	0	0 0	-6
22	Tyler Whitney-Sidney	12:24	0-4	0-2	0-0	0 0 0	0 0	0	1	3	1	0 1	-7
20	Jayshen Saigal	01:05	0-0	0-0	0-0	0 0 0	0 0	0	0	0	0	0 0	-2
21	Burke Chebuhar	01:05	0-0	0-0	0-0	0 0 0	0 0	0	1	0	0	0 0	-2
Team						2 3 5		0	0				
Totals			19-49	5-20	9-13	3 25 28	18 20	52	13	14	1	4 6	-16

Technical Fouls:NONE

	ALBANY	LEHIGH
Biggest lead	24 (1 st 0:02)	0 (1 st 20:00)
Best Scoring Run	11 (1 st 7:00)	5 (2 nd 19:04)
Lead Changes	0	
Times Tied	0	
Time with Lead	39:12	00:00

Points from Turnovers	ALBANY	LEHIGH
Paint	14	12
Second Chance	12	4
Fast Breaks	7	3
Bench	34	12

Period by Period Scoring	1st	2nd	TOT
ALBANY	36	32	68
LEHIGH	12	40	52

11 MARYLAND 76, LEHIGH 55 Dec. 28 | College Park, Md. | XFINITY Center



Official Basketball Box Score - Final
Lehigh at Maryland
12/28/21 XFINITY Center, College Park
2021-22 Men's Basketball

Game Time: 8:30 PM
Game Duration: 2:03
Attendance: 9,783

Officials: DJ Carstensen, Lewis Garrison, Edwin Young

Lehigh - 55													Record: 1-10
NO.	Name	Min	FG	3P	FT	Rebounds	Fouls	TP	AS	TO	ST	Blocks	+/-
			M-A	M-A	M-A	OR DR TOT	PF FD					BS BA	
1	Jeameril Wilson	F 32:51	6-13	2-6	3-3	1 4 5	0 3	17	2	0	0	0 1	-19
44	Nic Lynch	C 14:54	5-9	1-1	1-2	3 1 4	5 1	12	0	2	1	0 1	-2
5	Evan Taylor	G 28:55	5-12	2-3	2-2	0 5 5	1 2	14	2	1	1	0 0	-12
13	Keith Higgins Jr.	G 32:48	2-6	0-3	0-0	0 1 1	2 2	4	2	2	0	0 0	-16
15	Reed Fenton	G 24:31	0-6	0-4	2-2	0 2 2	3 1	2	0	1	1	0 1	-14
35	Dominic Parolin	20:58	0-4	0-0	0-0	2 2 4	3 2	0	1	1	1	2	-17
0	Jakob Alamudun	09:09	0-4	0-1	4-4	0 2 2	1 2	4	0	1	1	0 0	-4
2	Jake Bettow	13:03	0-3	0-3	0-0	0 1 1	2 0	0	0	0	0	0 0	-9
25	Ben Knostman	20:43	1-2	0-1	0-0	0 2 2	3 1	2	1	1	0	0 0	-12
21	Burke Chebuhar	02:06	0-0	0-0	0-0	0 0 0	0 0	0	0	1	0	0 0	-1
Team						1 0 1		0	1				
Totals			19-59	5-22	12-13	7 20 27	20 14	55	8	12	6	1 5	-21

Technical Fouls:NONE

Maryland - 76			Record: 7-4														
NO.		Min	FG	3P	FT	Rebounds	Fouls	TP	AS	TO	ST	Blocks	+/-				
			M-A	M-A	M-A	OR DR TOT	PF FD					BS BA					
24	Donta Scott	F 27:11	5-12	1-4	6-7	2 6 8	0 4	17	1	2	0	1 0	25				
33	Qudus Wahab	C 18:47	5-6	0-0	1-2	2 6 8	2 3	11	0	1	0	1 0	13				
4	Fatts Russell	G 22:31	1-4	0-1	0-0	0 5 5	1 1	2	3	2	1	0 0	6				
5	Eric Ayala	G 27:13	8-13	3-6	1-1	2 0 2	1 2	20	0	3	2	0 0	17				
13	Hakim Hart	G 26:05	2-5	0-3	6-6	1 4 5	1 4	10	2	3	5	1 0	20				
10	Julian Reese	21:21	3-8	1-1	5-6	3 3 6	2 3	12	0	2	1	2 1	5				
23	Ian Martinez	21:20	0-4	0-1	0-0	1 5 6	2 1	0	2	1	0	0 0	14				
11	Xavier Green	19:49	0-2	0-1	0-0	1 0 1	2 0	0	3	0	0	0 0	3				
15	Simon Wright	09:19	0-1	0-0	4-4	1 1 2	3 2	4	0	0	1	0 0	0				
0	Marcus Dockery	02:40	0-1	0-1	0-0	0 0 0	0 0	0	0	0	0	0 0	0				
12	Pavlo Dziuba	02:08	0-0	0-0	0-0	1 0 1	0 0	0	0	0	0	0 0	2				
31	Arnaud Revaz	01:04	0-0	0-0	0-0	0 0 0	0 0	0	0	0	0	0 0	0				
32	Brett Karius	00:32	0-1	0-1	0-0	0 0 0	0 0	0	0	0	0	0 0	0				
Team			1 2 3					0		1							
Totals			24-57	5-19	23-26	15	32	47	14	20	76	11	15	10	5	1	21

2021-22 LEHIGH MEN'S BASKETBALL | GAME 17: LEHIGH AT BUCKNELL | PAGE 33

BOX SCORES

13

LEHIGH 63, AMERICAN 61
Jan. 1 | Washington, D.C. | Bender Arena



Official Basketball Box Score - Final
Lehigh at American
01/01/22 Bender Arena, Washington
2021-22 Men's Basketball

Game Time: 4:00 PM
Game Duration: 1:57
Attendance: 365

Officials:

Lehigh - 63		Record: 3-10 (1-0)												
NO.	Name	Min	FG	3P	FT	Rebounds	Fouls	TP	AS	TO	ST	Blocks	BS	BA
1	Jeameril Wilson	24:48	4-8	0-2	0-0	2	4	6	3	0	1	4	0	1
44	Nic Lynch	25:07	4-8	2-2	2-2	2	4	6	2	1	12	1	0	0
5	Evan Taylor	37:03	10-16	2-6	3-4	0	6	6	0	4	25	2	1	1
13	Keith Higgins Jr.	36:04	6-11	1-5	0-0	0	4	4	2	1	13	3	1	0
15	Reed Fenton	23:42	0-5	0-4	1-2	0	1	1	1	1	1	4	1	1
0	Jakob Alameddun	01:48	0-0	0-0	0-0	0	0	0	0	0	0	0	0	0
2	Jake Bellow	16:42	0-0	0-0	0-0	0	1	1	0	1	0	1	2	0
25	Ben Knostman	02:26	0-1	0-0	0-0	0	0	0	0	0	0	0	0	0
35	Dominic Parolin	14:53	0-1	0-0	0-0	1	1	2	0	2	2	0	1	0
22	Tyler Whitney-Sidney	17:27	1-5	0-1	2-2	0	2	2	3	1	4	0	1	0
Team						3	1	4						
Totals		25:55	5-21	8-10	8	24	32	13	9	63	14	12	5	3

Shooting By Period	
1st FG%	10-26 38.5%
3PT%	3-15 20.0%
FT%	3-4 75%
2nd FG%	15-29 51.7%
3PT%	2-6 33.3%
FT%	5-6 83.3%
GM FG%	25-55 45.5%
3PT%	5-21 23.8%
FT%	8-10 80.0%
Dead Ball Rebounds: 0, 1	

Technical Fouls: NONE

American - 61		Record: 4-9 (0-1)												
NO.	Name	Min	FG	3P	FT	Rebounds	Fouls	TP	AS	TO	ST	Blocks	BS	BA
14	Johnny O'Neil	35:34	5-13	2-4	0-2	1	9	10	1	2	12	4	3	2
15	Matt Rogers	27:26	2-6	0-1	2-5	2	3	5	1	3	6	2	2	0
20	Lorenzo Donadio	35:58	4-7	0-0	2-3	1	3	4	3	2	10	2	0	1
22	Jaxon Knotek	37:14	6-10	0-1	1-1	0	4	1	1	13	2	0	1	0
23	Elijah Stephens	38:39	8-11	1-1	1-4	1	2	3	1	4	18	1	1	1
13	Marvin Bragg	14:42	0-3	0-1	0-0	0	1	1	2	1	0	0	2	0
31	Matt Delaney	07:59	1-2	0-0	0-0	0	1	1	0	0	2	0	1	0
33	Christian Sutton	03:18	0-0	0-0	0-0	0	0	0	0	0	0	0	0	0
Team						1	0	1						
Totals		26:52	3-8	6-15	6	23	29	9	13	61	11	11	5	3

Shooting By Period	
1st FG%	16-27 59.3%
3PT%	2-5 40.0%
FT%	1-2 50%
2nd FG%	10-25 40.0%
3PT%	1-3 33.3%
FT%	5-13 38.5%
GM FG%	26-52 50.0%
3PT%	3-8 37.5%
FT%	6-15 40.0%
Dead Ball Rebounds: 4, 1	

Technical Fouls: NONE

LEHIGH		AMERIC	
Biggest lead	8 (2nd 8:23)	19 (1st 7:10)	
Best Scoring Run	7 (2nd 8:23)	17 (1st 7:10)	
Lead Changes	12	8	6
Times Tied	4	6	4
Time with Lead	13:34	24:31	

14

LEHIGH 85, COLGATE 81
Jan. 4 | Bethlehem, Pa. | Stabler Arena



Official Basketball Box Score - Final
Colgate at Lehigh
01/04/22 Stabler Arena, Bethlehem
2021-22 Men's Basketball

Game Time: 7:00 PM
Game Duration: 1:46
Attendance: 563

Officials: Jeffery Clark, Mike Nardone, Dan Powers

Colgate - 81		Record: 4-10 (0-1)												
NO.	Name	Min	FG	3P	FT	Rebounds	Fouls	TP	AS	TO	ST	Blocks	BS	BA
1	Ryan Moffatt	33:06	3-8	0-4	2-2	0	5	5	1	4	8	1	0	1
14	Keegan Records	18:46	1-2	0-0	0-0	1	4	5	2	0	2	0	3	0
0	Nelly Cummings	33:48	6-13	0-3	4-6	2	2	4	4	3	16	4	4	1
13	Jack Ferguson	35:53	7-14	2-5	2-3	0	4	4	0	4	18	1	0	1
15	Tucker Richardson	33:56	8-13	4-4	0-0	0	7	7	2	1	20	2	4	0
55	Jeff Woodward	20:50	5-10	0-0	1-1	5	2	7	0	1	11	2	1	0
5	Nicolas Louis-Jacques	16:34	1-1	0-0	0-0	0	2	2	0	2	0	1	1	0
30	Sam Thomson	07:07	2-3	0-0	0-0	1	2	3	0	4	0	0	0	0
Team						0	0	0						
Totals		33:64	6-16	9-12	9	28	37	14	13	81	10	13	3	5

Shooting By Period	
1st FG%	16-35 45.7%
3PT%	1-6 16.7%
FT%	5-6 83.3%
2nd FG%	17-29 58.6%
3PT%	5-10 50.0%
FT%	4-6 66.7%
GM FG%	33-64 51.6%
3PT%	6-16 37.5%
FT%	9-12 75.0%
Dead Ball Rebounds: 0, 0	

Technical Fouls: NONE

Lehigh - 85		Record: 4-10 (2-0)												
NO.	Name	Min	FG	3P	FT	Rebounds	Fouls	TP	AS	TO	ST	Blocks	BS	BA
1	Jeameril Wilson	22:38	9-9	2-2	0-0	0	4	3	1	20	5	3	1	0
44	Nic Lynch	29:56	5-13	1-4	0-0	2	8	10	0	11	2	0	0	2
5	Evan Taylor	35:07	3-11	0-2	0-0	0	4	4	3	2	6	4	1	2
13	Keith Higgins Jr.	36:20	8-13	2-6	5-6	1	4	5	2	6	23	4	0	0
22	Tyler Whitney-Sidney	28:38	4-9	0-1	0-1	2	0	2	0	2	8	1	0	2
35	Dominic Parolin	09:57	1-3	0-0	0-0	1	1	1	2	0	2	0	1	0
15	Reed Fenton	20:51	3-6	2-3	4-4	0	1	1	2	3	12	2	0	1
25	Ben Knostman	03:40	0-1	0-1	0-0	0	0	0	0	0	1	0	0	0
31	Matt Delaney	10:34	1-2	1-2	0-0	0	0	0	0	1	0	3	0	0
0	Jakob Alameddun	02:19	0-1	0-0	0-0	0	1	1	0	0	0	1	0	0
Team						2	2	4						
Totals		34:68	8-21	9-11	8	24	32	13	14	85	19	6	8	2

Shooting By Period	
1st FG%	19-36 52.8%
3PT%	6-11 54.5%
FT%	0-0 0%
2nd FG%	15-32 46.9%
3PT%	2-10 20.0%
FT%	9-11 81.8%
GM FG%	34-68 50.0%
3PT%	8-21 38.1%
FT%	9-11 81.8%
Dead Ball Rebounds: 0, 1	

Technical Fouls: NONE

Gate		Lehigh	
Biggest lead	5 (2nd 7:41)	15 (1st 12:37)	
Best Scoring Run	9 (2nd 7:41)	10 (2nd 3:26)	
Lead Changes	4	8	
Times Tied	2	7	
Time with Lead	04:34	33:22	

15

ARMY WEST POINT 77, LEHIGH 55
Jan. 7 | West Point, N.Y. | Christl Arena



Official Basketball Box Score - Final
Lehigh at Army West Point
01/07/22 Christl Arena, West Point
2021-22 Men's Basketball

Game Time: 5:00 PM
Game Duration: 1:57
Attendance: 580

Officials: Mike/ange Flourey, Guy Pagano, Dave Fernandez

Lehigh - 55		Record: 4-11 (2-1)												
NO.	Name	Min	FG	3P	FT	Rebounds	Fouls	TP	AS	TO	ST	Blocks	BS	BA
1	Jeameril Wilson	21:32	2-6	2-4	0-0	0	1	1	2	1	6	2	0	0
44	Nic Lynch	17:27	1-1	0-0	1-2	1	2	3	1	3	0	0	0	0
5	Evan Taylor	37:03	5-10	1-4	2-2	1	3	4	2	13	0	2	1	2
13	Keith Higgins Jr.	31:09	5-7	3-4	0-2	1	1	2	1	13	0	2	1	0
22	Tyler Whitney-Sidney	17:20	2-7	0-1	1-1	0	1	1	4	1	5	2	2	2
2	Jake Bellow	15:46	0-4	0-2	0-0	1	1	1	0	1	1	0	0	0
11	Marques Wilson	21:32	2-6	0-1	1-2	0	2	2	1	3	5	2	3	1
15	Reed Fenton	16:48	0-4	0-2	0-0	1	3	4	1	2	0	1	0	0
35	Dominic Parolin	21:19	3-4	0-0	4-6	0	2	2	3	5	10	1	1	2
0	Jakob Alameddun	03:46	0-1	0-1	0-0	0	0	0	0	0	0	0	0	0
25	Ben Knostman	01:28	0-0	0-0	0-0	0	0	0	0	0	0	0	0	0
20	Jayshen Saigal	01:14	0-0	0-0	0-0	0	0	0	0	0	0	0	0	0
21	Burke Chebuhar	01:14	0-0	0-0	0-0	0	0	0	0	0	0	0	0	0
Team						1	2	3						
Totals		20:50	6-21	9-17	5	17	22	20	21	55	10	14	7	4

Shooting By Period	
1st FG%	6-23 26.1%
3PT%	1-6 16.7%
FT%	0-3 0%
2nd FG%	14-27 51.9%
3PT%	5-15 33.3%
FT%	9-14 64.3%
GM FG%	20-50 40.0%
3PT%	6-21 28.6%
FT%	9-17 52.9%
Dead Ball Rebounds: 3, 1	

Technical Fouls: NONE

Army West Point - 77			Record: 9-6 (3-0)														
NO.	Name	Min	FG M-A	3P M-A	FT M-A	Rebounds OR DR TOT	Fouls PF FO	TP	AS	TO	ST	Blocks BS BA	+/-				
4	Chris Mann	F 21:17	3-4	0-0	1-3	0	0	0	3	2	7	0	2	1	0		
34	Charlie Peterson	F 26:42	4-5	0-0	2-2	1	6	7	4	3	10	2	3	0	0		
0	Josh Caldwell	G 30:43	3-9	0-1	0-0	1	3	4	2	1	6	1	2	2	0		
1	Jalen Rucker	G 29:32	8-15	2-4	4-4	0	5	0	3	22	4	3	2	2	20		
23	Aaron Duhart	G 20:51	3-5	1-2	4-4	0	4	4	2	4	11	3	1	0	0		
10	Isaiah Caldwell	15:06	1-3	0-1	0-0	0	1	1	1	0	2	0	0	1	1		
44	Matt Dove	12:24	2-2	0-0	1-2	1	2	3	4	2	5	0	1	1	0		
55	AJ Allensap	09:01	0-1	0-1	0-2	1	0	1	1	1	0	0	0	0	0		
21	Zach Leczanic	07:08	0-2	0-0	0-0	0	0	0	1	2	0	1	0	0	-5		
35	TJ Small	14:53	1-2	1-1	0-0	0	1	1	2	0	3	0	1	1	0		
41	Nolan Naess	09:08	2-2	1-1	2-2	2	2	4	1	2	7	0	0	1	0		
22	Kwabena Davis	02:01	0-0	0-0	2-2	0	1	1	0	1	2	0	0	0	0		
54	Abe Johnson	01:14	0-0	0-0	0-0	0	2	2	0	0	0	0	0	0	2		
Team								2	3	5					0	2	
Totals			27:50	5-11	18-23	8	30	38	21	20	77	10	16	9	1	4	22